

## HIGHLIGHTS OF PRESCRIBING INFORMATION

These highlights do not include all the information needed to use TRESIBA safely and effectively. See full prescribing information for TRESIBA.

TRESIBA® (insulin degludec injection), for subcutaneous use  
Initial U.S. Approval: 2015

### RECENT MAJOR CHANGES

Indications and Usage (1) 12/2016

### INDICATIONS AND USAGE

TRESIBA is a long-acting human insulin analog indicated to improve glycemic control in patients 1 year of age and older with diabetes mellitus (1).

#### Limitations of Use:

Not recommended for treating diabetic ketoacidosis.

Not recommended for pediatric patients requiring less than 5 units of TRESIBA

### DOSAGE AND ADMINISTRATION

- Individualize dose based on type of diabetes, metabolic needs, blood glucose monitoring results and glycemic control goal (2.1, 2.2, 2.3, 2.4).
- Rotate injection sites to reduce the risk of lipodystrophy (2.1).
- Do not dilute or mix with any other insulin or solution (2.1).
- Administer subcutaneously once daily at any time of day (2.2).
- Do NOT perform dose conversion when using the TRESIBA U-100 or U-200 FlexTouch pens. The TRESIBA U-100 and U-200 FlexTouch pens dose window shows the number of insulin units to be delivered and NO conversion is needed (2.2).

### DOSAGE FORMS AND STRENGTHS

TRESIBA is available in the following package sizes:

- 100 units/mL (U-100): 3 mL FlexTouch® (3).
- 200 units/mL (U-200): 3 mL FlexTouch® (3).

### CONTRAINDICATIONS

- During episodes of hypoglycemia (4).
- Hypersensitivity to TRESIBA or one of its excipients (4).

### WARNINGS AND PRECAUTIONS

- *Never share* a TRESIBA FlexTouch pen between patients, even if the needle is changed (5.1).

- *Hyper- or hypoglycemia with changes in insulin regimen:* Carry out under close medical supervision and increase frequency of blood glucose monitoring (5.2).
- *Hypoglycemia:* May be life-threatening. Increase monitoring with changes to: insulin dosage, co-administered glucose lowering medications, meal pattern, physical activity; and in patients with renal impairment or hepatic impairment or hypoglycemia unawareness (5.3, 5.4, 6.1).
- *Hypoglycemia due to medication errors:* Accidental mix-ups between insulin products can occur. Instruct patients to check insulin labels before injection. DO NOT transfer TRESIBA into a syringe for administration as overdosage and severe hypoglycemia can result (5.4).
- *Hypersensitivity reactions:* Severe, life-threatening, generalized allergy, including anaphylaxis, can occur. Discontinue TRESIBA, monitor and treat if indicated (5.5).
- *Hypokalemia:* May be life-threatening. Monitor potassium levels in patients at risk for hypokalemia and treat if indicated (5.6).
- *Fluid retention and heart failure with concomitant use of Thiazolidinediones (TZDs):* Observe for signs and symptoms of heart failure; consider dosage reduction or discontinuation if heart failure occurs (5.7).

### ADVERSE REACTIONS

Adverse reactions commonly associated with TRESIBA are:

- hypoglycemia, allergic reactions, injection site reactions, lipodystrophy, pruritus, rash, edema and weight gain (6.1).

To report SUSPECTED ADVERSE REACTIONS, contact Novo Nordisk at 1-800-727-6500 or FDA at 1-800-FDA-1088 or [www.fda.gov/medwatch](http://www.fda.gov/medwatch).

### DRUG INTERACTIONS

- *Drugs that affect glucose metabolism:* Adjustment of insulin dosage may be needed; closely monitor blood glucose (7).
- *Anti-Adrenergic Drugs (e.g., beta-blockers, clonidine, guanethidine, and reserpine):* Signs and symptoms of hypoglycemia may be reduced or absent (7).

See 17 for PATIENT COUNSELING INFORMATION and FDA-approved patient labeling.

Revised: 12/2016

## FULL PRESCRIBING INFORMATION: CONTENTS\*

### 1 INDICATIONS AND USAGE

### 2 DOSAGE AND ADMINISTRATION

- 2.1 Important Administration Instructions
- 2.2 General Dosing Instructions
- 2.3 Starting Dose in Insulin Naïve Patients
- 2.4 Starting Dose in Patients Already on Insulin Therapy

### 3 DOSAGE FORMS AND STRENGTHS

### 4 CONTRAINDICATIONS

### 5 WARNINGS AND PRECAUTIONS

- 5.1 Never Share a TRESIBA FlexTouch Pen Between Patients
- 5.2 Hyperglycemia or Hypoglycemia with Changes in Insulin Regimen
- 5.3 Hypoglycemia
- 5.4 Hypoglycemia Due to Medication Errors
- 5.5 Hypersensitivity and Allergic Reactions
- 5.6 Hypokalemia
- 5.7 Fluid Retention and Congestive Heart Failure with Concomitant Use of a PPAR Gamma Agonist

### 6 ADVERSE REACTIONS

- 6.1 Clinical Trial Experience
- 6.2 Immunogenicity

### 7 DRUG INTERACTIONS

### 8 USE IN SPECIFIC POPULATIONS

- 8.1 Pregnancy
- 8.2 Lactation
- 8.4 Pediatric Use
- 8.5 Geriatric Use
- 8.6 Renal Impairment
- 8.7 Hepatic Impairment

### 10 OVERDOSAGE

### 11 DESCRIPTION

### 12 CLINICAL PHARMACOLOGY

- 12.1 Mechanism of Action
- 12.2 Pharmacodynamics
- 12.3 Pharmacokinetics

### 13 NONCLINICAL TOXICOLOGY

- 13.1 Carcinogenesis, Mutagenesis, Impairment of Fertility

### 14 CLINICAL STUDIES

- 14.1 Type 1 Diabetes – Adult
- 14.2 Type 1 Diabetes – Pediatric Patients 1 Year of Age and Older
- 14.3 Type 2 Diabetes – Adult

### 16 HOW SUPPLIED/STORAGE AND HANDLING

- 16.1 How Supplied
- 16.2 Recommended Storage

### 17 PATIENT COUNSELING INFORMATION

\*Sections or subsections omitted from the full prescribing information are not listed.

## FULL PRESCRIBING INFORMATION

### 1 INDICATIONS AND USAGE

TRESIBA is indicated to improve glycemic control in patients 1 year of age and older with diabetes mellitus.

#### Limitations of Use

- Not recommended for the treatment of diabetic ketoacidosis
- Not recommended for pediatric patients requiring less than 5 units of TRESIBA

### 2 DOSAGE AND ADMINISTRATION

#### 2.1 Important Administration Instructions

- Always check insulin labels before administration [*see Warnings and Precautions (5.4)*].
- Inspect visually for particulate matter and discoloration. Only use TRESIBA if the solution appears clear and colorless.
- Train patients on proper use and injection technique before initiating TRESIBA. Training reduces the risk of administration errors such as needle sticks and incomplete dosing.
- Inject TRESIBA subcutaneously into the thigh, upper arm, or abdomen.
- Rotate injection sites within the same region from one injection to the next to reduce the risk of lipodystrophy [*see Adverse Reactions (6.1)*].
- DO NOT administer TRESIBA intravenously, intramuscularly or in an insulin infusion pump.
- DO NOT dilute or mix TRESIBA with any other insulin products or solutions.
- DO NOT transfer TRESIBA from the TRESIBA pen into a syringe for administration [*see Warnings and Precautions (5.4)*].

#### 2.2 General Dosing Instructions

- In adults, inject TRESIBA subcutaneously once-daily at any time of day.
- In pediatric patients inject TRESIBA subcutaneously once-daily at the same time every day.
- Individualize and titrate the dose of TRESIBA based on the patient's metabolic needs, blood glucose monitoring results, and glycemic control goal.
- The recommended days between dose increases is 3 to 4 days.
- Dose adjustments may be needed with changes in physical activity, changes in meal patterns (i.e., macronutrient content or timing of food intake), changes in renal or hepatic function or during acute illness to minimize the risk of hypoglycemia or hyperglycemia [*see Warnings and Precautions (5.3)*].
- For adult patients, instruct patients who miss a dose of TRESIBA to inject their daily dose during waking hours upon discovering the missed dose. Instruct patients to ensure that at least 8 hours have elapsed between consecutive TRESIBA injections.
- For pediatric patients, instruct patients who miss a dose of TRESIBA to contact their healthcare provider for guidance and to monitor blood glucose levels more frequently until the next scheduled TRESIBA dose.

- DO NOT perform dose conversion when using the TRESIBA U-100 or U-200 FlexTouch pens. **The dose window for both the TRESIBA U-100 and U-200 FlexTouch pens shows the number of insulin units to be delivered and NO conversion is needed.**

### 2.3 Starting Dose in Insulin Naïve Patients

#### *Type 1 Diabetes Mellitus:*

The recommended starting dose of TRESIBA in insulin naïve patients with type 1 diabetes is approximately one-third to one-half of the total daily insulin dose. The remainder of the total daily insulin dose should be administered as a short-acting insulin and divided between each daily meal. As a general rule, 0.2 to 0.4 units of insulin per kilogram of body weight can be used to calculate the initial total daily insulin dose in insulin naïve patients with type 1 diabetes.

#### *Type 2 Diabetes Mellitus:*

The recommended starting dose of TRESIBA in insulin naïve patients with type 2 diabetes mellitus is 10 units once daily.

### 2.4 Starting Dose in Patients Already on Insulin Therapy

#### *Adults with Type 1 or Type 2 Diabetes Mellitus:*

Start TRESIBA at the same unit dose as the total daily long or intermediate-acting insulin unit dose.

#### *Pediatric Patients 1 Year of Age and Older with Type 1 or Type 2 Diabetes Mellitus:*

Start TRESIBA at 80% of the total daily long or intermediate-acting insulin unit dose to minimize the risk of hypoglycemia [*see Warnings and Precautions (5.2)*].

## 3 DOSAGE FORMS AND STRENGTHS

TRESIBA is available as a clear, and colorless solution for injection in:

- 100 units/mL (U-100): 3 mL FlexTouch disposable prefilled pen
- 200 units/mL (U-200): 3 mL FlexTouch disposable prefilled pen

## 4 CONTRAINDICATIONS

TRESIBA is contraindicated:

- During episodes of hypoglycemia [*see Warnings and Precautions (5.3)*].
- In patients with hypersensitivity to TRESIBA or one of its excipients [*see Warnings and Precautions (5.5)*].

## 5 WARNINGS AND PRECAUTIONS

### 5.1 Never Share a TRESIBA FlexTouch Pen Between Patients

TRESIBA FlexTouch disposable prefilled pens should never be shared between patients, even if the needle is changed. Sharing poses a risk for transmission of blood-borne pathogens.

### 5.2 Hyperglycemia or Hypoglycemia with Changes in Insulin Regimen

Changes in insulin, manufacturer, type, or method of administration may affect glycemic control and predispose to hypoglycemia or hyperglycemia. These changes should be made cautiously and only under medical supervision and the frequency of blood glucose monitoring should be increased. For patients with type 2 diabetes, adjustments in concomitant oral anti-diabetic treatment may be needed. When converting from other insulin therapies to TRESIBA follow dosing recommendations [*see Dosage and Administration (2.4)*].

### 5.3 Hypoglycemia

Hypoglycemia is the most common adverse reaction of insulin, including TRESIBA [*see Adverse Reactions (6.1)*]. Severe hypoglycemia can cause seizures, may be life-threatening or cause death. Hypoglycemia can impair concentration ability and reaction time; this may place an individual and others at risk in situations where these abilities are important (e.g., driving or operating other machinery). TRESIBA, or any insulin, should not be used during episodes of hypoglycemia [*see Contraindications (4)*].

Hypoglycemia can happen suddenly and symptoms may differ in each individual and change over time in the same individual. Symptomatic awareness of hypoglycemia may be less pronounced in patients with longstanding diabetes, in patients with diabetic nerve disease, in patients using medications that block the sympathetic nervous system (e.g., beta-blockers) [*see Drug Interactions (7)*], or in patients who experience recurrent hypoglycemia.

#### Risk Factors for Hypoglycemia

The risk of hypoglycemia generally increases with intensity of glycemic control. The risk of hypoglycemia after an injection is related to the duration of action of the insulin [*see Clinical Pharmacology (12.2)*] and, in general, is highest when the glucose lowering effect of the insulin is maximal. As with all insulin preparations, the glucose lowering effect time course of TRESIBA may vary among different individuals or at different times in the same individual and depends on many conditions, including the area of injection as well as the injection site blood supply and temperature.

Other factors which may increase the risk of hypoglycemia include changes in meal pattern (e.g., macronutrient content or timing of meals), changes in level of physical activity, or changes to co-administered medication [*see Drug Interactions (7)*]. Patients with renal or hepatic impairment may be at higher risk of hypoglycemia [*see Use in Specific Populations (8.6, 8.7)*].

#### Risk Mitigation Strategies for Hypoglycemia

Patients and caregivers must be educated to recognize and manage hypoglycemia. Self-monitoring of blood glucose plays an essential role in the prevention and management of hypoglycemia. In patients at higher risk for hypoglycemia and patients who have reduced

symptomatic awareness of hypoglycemia, increased frequency of blood glucose monitoring is recommended.

#### **5.4 Hypoglycemia Due to Medication Errors**

Accidental mix-ups between basal insulin products and other insulins, particularly rapid-acting insulins, have been reported. To avoid medication errors between TRESIBA and other insulins, instruct patients to always check the insulin label before each injection.

Do not transfer TRESIBA from the TRESIBA pen to a syringe. The markings on the insulin syringe will not measure the dose correctly and can result in overdosage and severe hypoglycemia [*see Dosage and Administration (2.1) and Warnings and Precautions (5.3)*].

#### **5.5 Hypersensitivity and Allergic Reactions**

Severe, life-threatening, generalized allergy, including anaphylaxis, can occur with insulin products, including TRESIBA. If hypersensitivity reactions occur, discontinue TRESIBA; treat per standard of care and monitor until symptoms and signs resolve. TRESIBA is contraindicated in patients who have had hypersensitivity reactions to insulin degludec or one of the excipients [*see Contraindications (4)*].

#### **5.6 Hypokalemia**

All insulin products, including TRESIBA, cause a shift in potassium from the extracellular to intracellular space, possibly leading to hypokalemia. Untreated hypokalemia may cause respiratory paralysis, ventricular arrhythmia, and death. Monitor potassium levels in patients at risk for hypokalemia if indicated (e.g., patients using potassium-lowering medications, patients taking medications sensitive to serum potassium concentrations).

#### **5.7 Fluid Retention and Congestive Heart Failure with Concomitant Use of a PPAR Gamma Agonist**

Thiazolidinediones (TZDs), which are peroxisome proliferator-activated receptor (PPAR)-gamma agonists can cause dose related fluid retention, particularly when used in combination with insulin. Fluid retention may lead to or exacerbate congestive heart failure. Patients treated with insulin, including TRESIBA and a PPAR-gamma agonist should be observed for signs and symptoms of congestive heart failure. If congestive heart failure develops, it should be managed according to current standards of care and discontinuation or dose reduction of the PPAR-gamma agonist must be considered.

### **6 ADVERSE REACTIONS**

The following adverse reactions are also discussed elsewhere:

- Hypoglycemia [*see Warnings and Precautions (5.3)*]
- Hypersensitivity and allergic reactions [*see Warnings and Precautions (5.5)*]
- Hypokalemia [*see Warnings and Precautions (5.6)*]

#### **6.1 Clinical Trial Experience**

Because clinical trials are conducted under widely varying conditions, adverse reaction rates observed in the clinical trials of a drug cannot be directly compared to rates in the clinical trials of another drug and may not reflect the rates observed in practice.

The safety of TRESIBA in subjects with type 1 diabetes or type 2 diabetes was evaluated in nine trials of 6-12 month duration in adults and in one trial of 12-month duration in pediatric patients 1 year of age and older with type 1 diabetes [see *Clinical Studies (14)*].

The data in Table 1 reflect the exposure of 1102 adults with type 1 diabetes to TRESIBA with a mean exposure duration to TRESIBA of 34 weeks. The mean age was 43 years and 1% were older than 75 years. Fifty-seven percent were male, 81% were White, 2% were Black or African American and 4% were Hispanic. The mean body mass index (BMI) was 26 kg/m<sup>2</sup>. The mean duration of diabetes was 18 years and the mean HbA<sub>1c</sub> at baseline was 7.8%. A history of neuropathy, ophthalmopathy, nephropathy and cardiovascular disease at baseline was reported in 11%, 16%, 7% and 0.5% respectively. The mean eGFR at baseline was 87 mL/min/1.73 m<sup>2</sup> and 7% of the patients had an eGFR less than 60 mL/min/1.73 m<sup>2</sup>.

The data in Table 2 reflect the exposure of 2713 adults with type 2 diabetes to TRESIBA with a mean exposure duration to TRESIBA of 36 weeks. The mean age was 58 years and 3% were older than 75 years. Fifty-eight percent were male, 71% were White, 7% were Black or African American and 13% were Hispanic. The mean BMI was 30 kg/m<sup>2</sup>. The mean duration of diabetes was 11 years and the mean HbA<sub>1c</sub> at baseline was 8.3%. A history of neuropathy, ophthalmopathy, nephropathy and cardiovascular disease at baseline was reported for 14%, 10%, 6% and 0.6% of participants respectively. At baseline, the mean eGFR was 83 mL/min/1.73 m<sup>2</sup> and 9% had an eGFR less than 60 mL/min/1.73 m<sup>2</sup>.

Common adverse reactions (excluding hypoglycemia) occurring in TRESIBA treated subjects during clinical trials in adult patients with type 1 diabetes mellitus and adults with type 2 diabetes mellitus are listed in Table 1 and Table 2, respectively. Common adverse reactions were defined as reactions occurring in ≥5% of the population studied. Hypoglycemia is not shown in these tables but discussed in a dedicated subsection below.

174 pediatric patients 1 year of age and older with type 1 diabetes were exposed to TRESIBA with a mean exposure to TRESIBA of 48 weeks. The mean age was 10 years: 25% were ages 1-5 years, 40% were ages 6-11 years, and 35% were ages 12-17 years. 55.2% were male, 78.2% were White, 2.9% were Black or African American and 4% were Hispanic. The mean body mass index (BMI) was 18.7 kg/m<sup>2</sup>. The mean duration of diabetes was 3.9 years and the mean HbA<sub>1c</sub> at baseline was 8.2%. Common adverse reactions in TRESIBA treated pediatric patients with type 1 diabetes mellitus were similar to the adverse reactions listed in Table 1.

**Table 1: Adverse Reactions Occurring in ≥5% of TRESIBA-Treated Adult Patients with Type 1 Diabetes Mellitus**

Adverse Reaction	TRESIBA (n=1102)
Nasopharyngitis	23.9 %

Upper respiratory tract infection	11.9 %
Headache	11.8 %
Sinusitis	5.1 %
Gastroenteritis	5.1 %

**Table 2: Adverse Reactions Occurring in  $\geq 5\%$  of TRESIBA-Treated Adult Patients with Type 2 Diabetes Mellitus**

<b>Adverse Reaction</b>	<b>TRESIBA (n=2713)</b>
Nasopharyngitis	12.9 %
Headache	8.8 %
Upper respiratory tract infection	8.4 %
Diarrhea	6.3 %

### Hypoglycemia

Hypoglycemia is the most commonly observed adverse reaction in patients using insulin, including TRESIBA [see *Warnings and Precautions (5.3)*]. The rates of reported hypoglycemia depend on the definition of hypoglycemia used, diabetes type, insulin dose, intensity of glucose control, background therapies, and other intrinsic and extrinsic patient factors. For these reasons, comparing rates of hypoglycemia in clinical trials for TRESIBA with the incidence of hypoglycemia for other products may be misleading and also, may not be representative of hypoglycemia rates that will occur in clinical practice.

The percentage of adult and pediatric patients with type 1 diabetes randomized to TRESIBA who experienced at least one episode of hypoglycemia in clinical trials [see *Clinical Studies (14)*] and adults with type 2 diabetes are shown in Tables 3 and 4, respectively. No clinically important differences in risk of hypoglycemia between TRESIBA and long-acting insulin comparators were observed in clinical trials conducted in adult patients.

Severe hypoglycemia in trials with adult patients was defined as an episode requiring assistance of another person to actively administer carbohydrate, glucagon, or other resuscitative actions. Severe hypoglycemia in the pediatric trial was defined as an altered mental status where the child could not assist in his own care, was semiconscious or unconscious, or in a coma  $\pm$  convulsions and may require parenteral therapy (glucagon or intravenous glucose). A Novo Nordisk hypoglycemia episode was defined as a severe hypoglycemia episode or an episode where a laboratory or a self-measured glucose calibrated to plasma was less than 56 mg/dL or where a whole blood glucose was less than 50 mg/dL (i.e., with or without the presence of hypoglycemic symptoms).

**Table 3: Percent (%) of Type 1 Diabetes Patients Experiencing at Least One Episode of Severe Hypoglycemia or Novo Nordisk Hypoglycemia<sup>§</sup> on TRESIBA in Adult and Pediatric Clinical Trials**

	<b>Study A Adults + insulin aspart 52 weeks</b>	<b>Study B Adults + insulin aspart 26 weeks</b>	<b>Study C Adults + insulin aspart 26 weeks</b>		<b>Study J Pediatrics + insulin aspart 52 weeks</b>
	<b>TRESIBA</b>	<b>TRESIBA</b>	<b>TRESIBA at the same time each day</b>	<b>TRESIBA at alternating times</b>	<b>TRESIBA</b>
	<b>(N=472)</b>	<b>(N=301)</b>	<b>(N=165)</b>	<b>(N=164)</b>	<b>(N=174)</b>
<b>Severe hypoglycemia<sup>*</sup></b>					
Percent of patients	12.3%	10.6%	12.7%	10.4%	17.8%
<b>Novo Nordisk hypoglycemia<sup>§</sup></b>					
Percent of patients	95.6%	93.0%	99.4%	93.9%	98.3%

<sup>\*</sup>Severe hypoglycemia in pediatric patients: an episode with altered mental status, where the child could not assist in his own care, was semiconscious or unconscious, or in a coma ± convulsions and may require parenteral therapy (glucagon or intravenous glucose).

<sup>§</sup>Novo Nordisk hypoglycemia: a severe hypoglycemia episode or an episode where a laboratory or a self-measured glucose calibrated to plasma was less than 56 mg/dL or where a whole blood glucose was less than 50 mg/dL (i.e., with or without the presence of hypoglycemic symptoms).

**Table 4: Percent (%) of Patients with Type 2 Diabetes Experiencing at Least One Episode of Severe Hypoglycemia or Novo Nordisk Hypoglycemia<sup>§</sup> on TRESIBA in Adult Clinical Trials**

	<b>Study D + 1-2 OADs* insulin naïve 52 weeks</b>	<b>Study E + 1-2 OADs* insulin naïve 26 weeks</b>	<b>Study F ± 1-3 OADs* insulin naïve 26 weeks</b>	<b>Study G T2DM ± 0-3 OADs* 26 weeks</b>		<b>Study H T2DM ± 0-2 OADs* + insulin aspart 52 weeks</b>	<b>Study I T2DM ± 1-2 OADs* insulin naïve 26 weeks</b>
	<b>TRESIBA</b>	<b>TRESIBA</b>	<b>TRESIBA</b>	<b>TRESIBA</b>	<b>TRESIBA (alternating time)</b>	<b>TRESIBA</b>	<b>TRESIBA</b>
	<b>(N=766)</b>	<b>(N=228)</b>	<b>(N=284)</b>	<b>(N=226)</b>	<b>(N=230)</b>	<b>(N=753)</b>	<b>(N=226)</b>
<b>Severe Hypoglycemia</b>							
Percent of patients	0.3%	0	0	0.9%	0.4%	4.5%	0.4%
<b>Novo Nordisk Hypoglycemia<sup>§</sup></b>							
Percent of patients	46.5%	28.5%	50%	43.8%	50.9%	80.9%	42.5%

\*OAD: oral antidiabetic agent, <sup>§</sup>Novo Nordisk hypoglycemia: a severe hypoglycemia episode or an episode where a laboratory or a self-measured glucose calibrated to plasma was less than 56 mg/dL or where a whole blood glucose was less than 50 mg/dL (i.e., with or without the presence of hypoglycemic symptoms).

### Allergic Reactions

Severe, life-threatening, generalized allergy, including anaphylaxis, generalized skin reactions, angioedema, bronchospasm, hypotension, and shock may occur with any insulin, including TRESIBA and may be life threatening [see *Warnings and Precautions (5.5)*]. Hypersensitivity (manifested with swelling of tongue and lips, diarrhea, nausea, tiredness, and itching) and urticaria were reported in 0.9% of patients treated with TRESIBA.

### Lipodystrophy

Long-term use of insulin, including TRESIBA, can cause lipodystrophy at the site of repeated insulin injections. Lipodystrophy includes lipohypertrophy (thickening of adipose tissue) and lipoatrophy (thinning of adipose tissue) and may affect insulin absorption. Rotate insulin injection sites within the same region to reduce the risk of lipodystrophy [see *Dosage and Administration (2.1)*]. In the clinical program, lipodystrophy, lipohypertrophy, or lipoatrophy was reported in 0.3% of patients treated with TRESIBA.

### Injection Site Reactions

Patients taking TRESIBA may experience injection site reactions, including injection site hematoma, pain, hemorrhage, erythema, nodules, swelling, discoloration, pruritus, warmth, and injection site mass. In the clinical program, injection site reactions occurred in 3.8% of patients treated with TRESIBA.

### Weight Gain

Weight gain can occur with insulin therapy, including TRESIBA, and has been attributed to the anabolic effects of insulin. In the clinical program after 52 weeks of treatment, patients with type 1 diabetes treated with TRESIBA gained an average of 1.8 kg and patients with type 2 diabetes treated with TRESIBA gained an average of 3.0 kg.

### Peripheral Edema

Insulin, including TRESIBA, may cause sodium retention and edema. In the clinical program, peripheral edema occurred in 0.9% of patients with type 1 diabetes mellitus and 3.0% of patients with type 2 diabetes mellitus treated with TRESIBA.

## **6.2 Immunogenicity**

As with all therapeutic proteins, insulin administration may cause anti-insulin antibodies to form. The detection of antibody formation is highly dependent on the sensitivity and specificity of the assay and may be influenced by several factors such as: assay methodology, sample handling, timing of sample collection, concomitant medication, and underlying disease. For these reasons, comparison of the incidence of antibodies to TRESIBA with the incidence of antibodies in other studies or to other products, may be misleading.

In studies of adult type 1 diabetes patients, 95.9% of patients who received TRESIBA once daily were positive for anti-insulin antibodies (AIA) at least once during the studies, including 89.7% that were positive at baseline. In studies of type 2 diabetes patients, 31.5% of patients who received TRESIBA once daily were positive for AIA at least once during the studies, including 14.5% that were positive at baseline. The antibody incidence rates for type 2 diabetes may be underreported due to potential assay interference by endogenous insulin in samples in these patients. The presence of antibodies that affect clinical efficacy may necessitate dose adjustments to correct for tendencies toward hyper or hypoglycemia.

The incidence of anti-insulin degludec antibodies has not been established.

## 7 DRUG INTERACTIONS

Table 5 includes clinically significant drug interactions with TRESIBA.

**Table 5: Clinically Significant Drug Interactions with TRESIBA**

<b>Drugs That May Increase the Risk of Hypoglycemia</b>	
<i>Drugs:</i>	Antidiabetic agents, ACE inhibitors, angiotensin II receptor blocking agents, disopyramide, fibrates, fluoxetine, monoamine oxidase inhibitors, pentoxifylline, pramlintide, propoxyphene, salicylates, somatostatin analogs (e.g., octreotide), and sulfonamide antibiotics, GLP-1 receptor agonists, DPP-4 inhibitors, SGLT-2 inhibitors.
<i>Intervention:</i>	Dose reductions and increased frequency of glucose monitoring may be required when TRESIBA is co-administered with these drugs.
<b>Drugs That May Decrease the Blood Glucose Lowering Effect of TRESIBA</b>	
<i>Drugs:</i>	Atypical antipsychotics (e.g., olanzapine and clozapine), corticosteroids, danazol, diuretics, estrogens, glucagon, isoniazid, niacin, oral contraceptives, phenothiazines, progestogens (e.g., in oral contraceptives), protease inhibitors, somatropin, sympathomimetic agents (e.g., albuterol, epinephrine, terbutaline), and thyroid hormones.
<i>Intervention:</i>	Dose increases and increased frequency of glucose monitoring may be required when TRESIBA is co-administered with these drugs.
<b>Drugs That May Increase or Decrease the Blood Glucose Lowering Effect of TRESIBA</b>	
<i>Drugs:</i>	Alcohol, beta-blockers, clonidine, and lithium salts. Pentamidine may cause hypoglycemia, which may sometimes be followed by hyperglycemia.
<i>Intervention:</i>	Dose adjustment and increased frequency of glucose monitoring may be required when TRESIBA is co-administered with these drugs.
<b>Drugs That May Blunt Signs and Symptoms of Hypoglycemia</b>	

<i>Drugs:</i>	Beta-blockers, clonidine, guanethidine, and reserpine
<i>Intervention:</i>	Increased frequency of glucose monitoring may be required when TRESIBA is co-administered with these drugs.

## 8 USE IN SPECIFIC POPULATIONS

### 8.1 Pregnancy

#### Risk Summary

There are no available data with TRESIBA or insulin degludec in pregnant women to inform a drug-associated risk for major birth defects and miscarriage. There are risks to the mother and fetus associated with poorly controlled diabetes in pregnancy [*see Clinical Considerations*].

Rats and rabbits were exposed to insulin degludec in animal reproduction studies during organogenesis. Pre- and post-implantation losses and visceral/skeletal abnormalities were observed in rats at doses 5 times (rat) and at 10 times (rabbit) the human exposure at a dose of 0.75 U/kg/day. These effects were similar to those observed in rats administered human insulin (NPH) [*see Data*].

The estimated background risk of major birth defects is 6-10% in women with pre-gestational diabetes with a HbA1c >7 and has been reported to be as high as 20-25% in women with a HbA1c >10. The estimated background risk of miscarriage for the indicated population is unknown. In the U.S. general population, the estimated background risk of major birth defects and miscarriage in clinically recognized pregnancies is 2-4% and 15-20%, respectively.

#### Clinical Considerations

##### *Disease-associated maternal and/or embryo/fetal risk*

Poorly controlled diabetes in pregnancy increases the maternal risk for diabetic ketoacidosis, pre-eclampsia, spontaneous abortions, preterm delivery, stillbirth and delivery complications. Poorly controlled diabetes increases the fetal risk for major birth defects, still birth, and macrosomia related morbidity.

#### Data

##### *Animal Data*

Insulin degludec was investigated in studies covering fertility, embryo-fetal development and pre- and post-natal development in rats and during the period of embryofetal development in rabbits. Human insulin (NPH insulin) was included as comparator. In these studies insulin degludec caused pre- and post-implantation losses and visceral/skeletal abnormalities when given subcutaneously at up to 21 U/kg/day in rats and 3.3 U/kg/day in rabbits, resulting in 5 times (rat) and 10 times (rabbit) the human exposure (AUC) at a human subcutaneous dose of 0.75 U/kg/day. Overall, the effects of insulin degludec were similar to those observed with human insulin, which were probably secondary to maternal hypoglycemia.

### 8.2 Lactation

### Risk Summary

There are no data on the presence of insulin degludec in human milk, the effects on the breastfed infant, or the effects on milk production. Insulin degludec is present in rat milk [see Data]. The developmental and health benefits of breastfeeding should be considered along with the mother's clinical need for TRESIBA and any potential adverse effects on the breastfed infant from TRESIBA or from the underlying maternal condition.

### Data

In lactating rats, insulin degludec was present in milk at a concentration lower than that in plasma.

## **8.4 Pediatric Use**

The safety and effectiveness of TRESIBA to improve glycemic control in type 1 and type 2 diabetes mellitus have been established in pediatric patients 1 year of age and older. The safety and effectiveness of TRESIBA have not been established in pediatric patients less than 1 year old.

The use of TRESIBA in pediatric patients 1 year of age and older with type 1 and type 2 diabetes mellitus is supported by evidence from an adequate and well-controlled study and a pharmacokinetic study (studies included pediatric patients 1 year of age and older with type 1 diabetes mellitus) [see *Clinical Pharmacology (12.3)* and *Clinical Studies (14.2)*]. The use of TRESIBA in pediatric patients 1 year of age and older with type 2 diabetes mellitus is also supported by evidence from adequate and well-controlled studies in adults with type 2 diabetes mellitus [see *Clinical Studies (14.3)*].

In pediatric patients 1 year of age and older already on insulin therapy, start TRESIBA at a reduced dose to minimize the risk of hypoglycemia [see *Dosage and Administration (2.4)*].

## **8.5 Geriatric Use**

In controlled clinical studies [see *Clinical Studies (14)*] a total of 77 (7%) of the 1102 TRESIBA-treated patients with type 1 diabetes were 65 years or older and 9 (1%) were 75 years or older. A total of 670 (25%) of the 2713 TRESIBA-treated patients with type 2 diabetes were 65 years or older and 80 (3%) were 75 years or older. Differences in safety or effectiveness were not suggested in subgroup analyses comparing subjects older than 65 years to younger subjects.

Nevertheless, greater caution should be exercised when TRESIBA is administered to geriatric patients since greater sensitivity of some older individuals to the effects of TRESIBA cannot be ruled out. The initial dosing, dose increments, and maintenance dosage should be conservative to avoid hypoglycemia. Hypoglycemia may be more difficult to recognize in the elderly.

## **8.6 Renal Impairment**

In clinical studies [see *Clinical Studies (14)*] a total of 75 (7%) of the 1102 TRESIBA-treated patients with type 1 diabetes had an eGFR less than 60 mL/min/1.73 m<sup>2</sup> and 1 (0.1%) had an eGFR less than 30 mL/min/1.73 m<sup>2</sup>. A total of 250 (9%) of the 2713 TRESIBA-treated patients with type 2 diabetes had an eGFR less than 60 mL/min/1.73 m<sup>2</sup> and no subjects had an eGFR

less than 30 mL/min/1.73 m<sup>2</sup>.

No clinically relevant difference in the pharmacokinetics of TRESIBA was identified in a study comparing healthy subjects and subjects with renal impairment including subjects with end stage renal disease [see *Clinical Pharmacology (12.3)*]. However, as with all insulin products, glucose monitoring should be intensified and the TRESIBA dosage adjusted on an individual basis in patients with renal impairment.

### **8.7 Hepatic Impairment**

No difference in the pharmacokinetics of TRESIBA was identified in a study comparing healthy subjects and subjects with hepatic impairment (mild, moderate, and severe hepatic impairment) [see *Clinical Pharmacology (12.3)*]. However, as with all insulin products, glucose monitoring should be intensified and the TRESIBA dosage adjusted on an individual basis in patients with hepatic impairment.

## **10 OVERDOSAGE**

An excess of insulin relative to food intake, energy expenditure, or both may lead to severe and sometimes prolonged and life-threatening hypoglycemia and hypokalemia [see *Warnings and Precautions (5.3, 5.6)*]. Mild episodes of hypoglycemia usually can be treated with oral glucose. Adjustments in drug dosage, meal patterns, or exercise may be needed. More severe episodes of hypoglycemia with coma, seizure, or neurologic impairment may be treated with intramuscular/subcutaneous glucagon or concentrated intravenous glucose. After apparent clinical recovery from hypoglycemia, continued observation and additional carbohydrate intake may be necessary to avoid reoccurrence of hypoglycemia. Hypokalemia must be corrected appropriately.

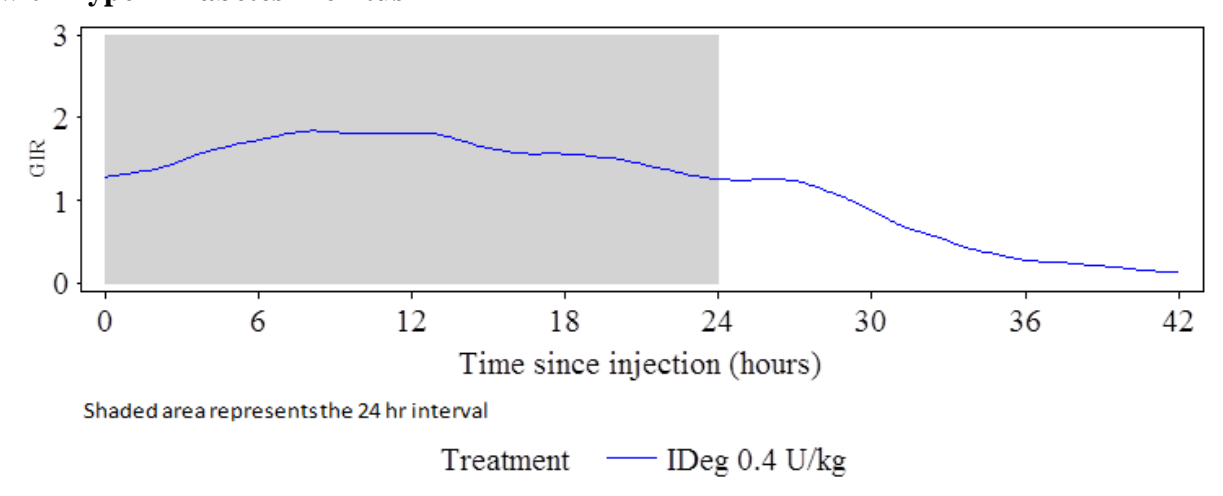
## **11 DESCRIPTION**

TRESIBA (insulin degludec injection) is a long-acting basal human insulin analog for subcutaneous injection. Insulin degludec is produced by a process that includes expression of recombinant DNA in *Saccharomyces cerevisiae* followed by chemical modification.

Insulin degludec differs from human insulin in that the amino acid threonine in position B30 has been omitted and a side-chain consisting of glutamic acid and a C16 fatty acid has been attached (chemical name: LysB29(Nε-hexadecandioyl-γ-Glu) des(B30) human insulin). Insulin degludec has a molecular formula of C<sub>274</sub>H<sub>411</sub>N<sub>65</sub>O<sub>81</sub>S<sub>6</sub> and a molecular weight of 6103.97. It has the following structure:



**Figure 2: Mean GIR Profile for 0.4 units/kg Dose of TRESIBA (Steady State) in Patients with Type 1 Diabetes Mellitus**



The mean maximum glucose lowering effect ( $GIR_{max}$ ) of a 0.4 units/kg dose of TRESIBA was 2.0 mg/kg/min, which was observed at a median of 12 hours post-dose. The glucose lowering effect of TRESIBA lasted at least 42 hours after the last of 8 once-daily injections.

In patients with type 1 diabetes mellitus, the steady-state, within subjects, day-to-day variability in total glucose lowering effect was 20% with TRESIBA (within-subject coefficient of variation for  $AUC_{GIR,\tau,SS}$ ).

The total glucose-lowering effect of TRESIBA over 24 hours measured in a euglycemic clamp study after 8 days of once-daily administration in patients with type 1 diabetes increases approximately in proportion to the dose for doses between 0.4 units/kg to 0.8 units/kg.

The total glucose-lowering effect of 0.4 units/kg of TRESIBA U-100 and 0.4 units/kg of TRESIBA U-200, administered at the same dose, and assessed over 24 hours in a euglycemic clamp study after 8 days of once-daily injection was comparable.

### 12.3 Pharmacokinetics

#### *Absorption*

In patients with type 1 diabetes, after 8 days of once daily subcutaneous dosing with 0.4 units/kg of TRESIBA, maximum degludec concentrations of 4472 pmol/L were attained at a median of 9 hours ( $t_{max}$ ). After the first dose of TRESIBA, median onset of appearance was around one hour.

Total insulin degludec concentration (i.e., exposure) increased in a dose proportional manner after subcutaneous administration of 0.4 units/kg to 0.8 units/kg TRESIBA. Total and maximum insulin degludec exposure at steady state are comparable between TRESIBA U-100 and TRESIBA U-200 when each is administered at the same units/kg dose.

Insulin degludec concentration reach steady state levels after 3-4 days of TRESIBA administration [see *Dosage and Administration (2.2)*].

#### *Distribution*

The affinity of insulin degludec to serum albumin corresponds to a plasma protein binding of >99% in human plasma. The results of the *in vitro* protein binding studies demonstrate that there is no clinically relevant interaction between insulin degludec and other protein bound drugs.

#### *Elimination*

The half-life after subcutaneous administration is determined primarily by the rate of absorption from the subcutaneous tissue. On average, the half-life at steady state is approximately 25 hours independent of dose. Degradation of TRESIBA is similar to that of insulin human; all metabolites formed are inactive. The mean apparent clearance of insulin degludec is 0.03 L/kg (2.1 L/h in 70 kg individual) after single subcutaneous dose of 0.4 units/kg.

### **Specific Populations**

#### *Pediatrics-*

Population pharmacokinetic analysis was conducted for TRESIBA using data from 199 pediatric subjects (1 to <18 years of age) with type 1 diabetes. Body weight was a significant covariate affecting the clearance of TRESIBA. After adjusting for body weight, the total exposure of TRESIBA at steady state was independent of age.

#### *Geriatrics-*

Pharmacokinetic and pharmacodynamic response of TRESIBA was compared in 13 younger adult (18–35 years) and 14 geriatric ( $\geq 65$  years) subjects with type 1 diabetes following two 6-day periods of once-daily subcutaneous dosing with 0.4 units/kg dose of TRESIBA or insulin glargine. On average, the pharmacokinetic and pharmacodynamic properties of TRESIBA at steady-state were similar in younger adult and geriatric subjects, albeit with greater between subject variability among the geriatric subjects.

#### *Gender-*

The effect of gender on the pharmacokinetics of TRESIBA was examined in an across-trial analysis of the pharmacokinetic and pharmacodynamic studies conducted using unit/kg doses of TRESIBA. Overall, there were no clinically relevant differences in the pharmacokinetic properties of insulin degludec between female and male subjects.

#### *Obesity-*

The effect of BMI on the pharmacokinetics of TRESIBA was explored in a cross-trial analysis of pharmacokinetic and pharmacodynamic studies conducted using unit/kg doses of TRESIBA. For subjects with type 1 diabetes, no relationship between exposure of TRESIBA and BMI was observed. For subjects with type 1 and type 2 diabetes a trend for decrease in glucose-lowering effect of TRESIBA with increasing BMI was observed.

#### *Race and Ethnicity-*

TRESIBA has been studied in a pharmacokinetic and pharmacodynamic study in Black or African American subjects not of Hispanic or Latino origin (n=18), White subjects of Hispanic

or Latino origin (n=22) and White subjects not of Hispanic or Latino origin (n=23) with type 2 diabetes mellitus conducted using unit/kg doses of TRESIBA. There were no statistically significant differences in the pharmacokinetic and pharmacodynamic properties of TRESIBA between the racial and ethnic groups investigated.

*Pregnancy-*

The effect of pregnancy on the pharmacokinetics and pharmacodynamics of TRESIBA has not been studied [*see Use in Specific Populations (8.1)*].

*Renal Impairment-*

TRESIBA pharmacokinetics was studied in 32 subjects (n=4-8/group) with normal or impaired renal function/end-stage renal disease following administration of a single subcutaneous dose (0.4 units/kg) of TRESIBA. Renal function was defined using creatinine clearance ( $Cl_{cr}$ ) as follows:  $\geq 90$  mL/min (normal), 60-89 mL/min (mild), 30-59 mL/min (moderate) and  $< 30$  mL/min (severe). Subjects requiring dialysis were classified as having end-stage renal disease (ESRD). Total ( $AUC_{IDeg,0-120h,SD}$ ) and peak exposure of TRESIBA were on average about 10-25% and 13-27% higher, respectively in subjects with mild to severe renal impairment except subjects with ESRD who showed similar exposure as compared to subjects with normal renal function. No systematic trend was noted for this increase in exposure across different renal impairment subgroups. Hemodialysis did not affect clearance of TRESIBA ( $CL/F_{IDeg,SD}$ ) in subjects with ESRD [*see Use in Specific Populations (8.6)*].

*Hepatic Impairment-*

TRESIBA has been studied in a pharmacokinetic study in 24 subjects (n=6/group) with normal or impaired hepatic function (mild, moderate, and severe hepatic impairment) following administration of a single subcutaneous dose (0.4 units/kg) of TRESIBA. Hepatic function was defined using Child-Pugh Scores ranging from 5 (mild hepatic impairment) to 15 (severe hepatic impairment). No differences in the pharmacokinetics of TRESIBA were identified between healthy subjects and subjects with hepatic impairment [*see Use in Specific Populations (8.7)*].

## **13 NONCLINICAL TOXICOLOGY**

### **13.1 Carcinogenesis, Mutagenesis, Impairment of Fertility**

Standard 2-year carcinogenicity studies in animals have not been performed to evaluate the carcinogenic potential of insulin degludec. In a 52-week study including human insulin (NPH insulin) as comparator (6.7 units/kg/day), Sprague-Dawley rats were dosed subcutaneously with insulin degludec at 3.3, 6.7, and 10 units/kg/day, resulting in 5 times the human exposure (AUC) when compared to a human subcutaneous dose of 0.75 units/kg/day. Human insulin was dosed at 6.7 units/kg/day. No treatment-related increases in incidences of hyperplasia, benign or malignant tumors were recorded in female mammary glands from rats dosed with insulin degludec and no treatment related changes in the female mammary gland cell proliferation were found using BrdU incorporation. Further, no treatment related changes in the occurrence of hyperplastic or neoplastic lesions were seen in other tissues in animals dosed with insulin degludec when compared to vehicle or human insulin.

Genotoxicity testing of insulin degludec was not performed.

In a combined fertility and embryo-fetal study in male and female rats, treatment with insulin degludec up to 21 units/kg/day (approximately 5 times the human subcutaneous dose of 0.75 units/kg/day, based on units/body surface area) prior to mating and in female rats during gestation had no effect on mating performance and fertility.

## 14 CLINICAL STUDIES

The efficacy of TRESIBA administered once-daily either at the same time each day or at any time each day in patients with type 1 diabetes and used in combination with a mealtime insulin was evaluated in three randomized, open-label, treat-to-target, active-controlled trials in adults and one randomized, open-label, treat-to-target, active-controlled trial in pediatric patients 1 year of age and older. The efficacy of TRESIBA administered once-daily either at the same time each day or at any time each day in adult patients with type 2 diabetes and used in combination with a mealtime insulin or in combination with common oral anti-diabetic agents was evaluated in six randomized, open-label, treat-to-target active-controlled trials.

Adult patients treated with TRESIBA achieved levels of glycemic control similar to those achieved with LANTUS (insulin glargine 100 units/mL) and LEVEMIR (insulin detemir) and achieved statistically significant improvements compared to sitagliptin.

### 14.1 Type 1 Diabetes – Adult

#### *TRESIBA Administered at the Same Time Each Day in Combination with a Rapid-Acting Insulin Analog at Mealtimes in Adult Patients*

##### *Study A*

The efficacy of TRESIBA was evaluated in a 52-week randomized, open-label, multicenter trial in 629 patients with type 1 diabetes mellitus (Study A). Patients were randomized to TRESIBA once-daily with the evening meal or insulin glargine U-100 once-daily according to the approved labeling. Insulin aspart was administered before each meal in both treatment arms.

The mean age of the trial population was 43 years and mean duration of diabetes was 18.9 years. 58.5% were male. 93% were White, 1.9% Black or African American. 5.1% were Hispanic. 8.6% of patients had  $eGFR < 60 \text{ mL/min/1.73m}^2$ . The mean BMI was approximately  $26.3 \text{ kg/m}^2$ .

At week 52, the difference in  $HbA_{1c}$  reduction from baseline between TRESIBA and insulin glargine U-100 was -0.01% with a 95% confidence interval of [-0.14%; 0.11%] and met the pre-specified non-inferiority margin (0.4%). See Table 6, Study A.

##### *Study B*

The efficacy of TRESIBA was evaluated in a 26-week randomized, open-label, multicenter trial in 455 patients with type 1 diabetes mellitus (Study B). Patients were randomized to TRESIBA or insulin detemir once-daily in the evening. After 8 weeks, insulin detemir could be dosed twice-daily. 67.1% used insulin detemir once daily at end of trial. 32.9% used insulin detemir

twice daily at end of trial. Insulin aspart was administered before each meal in both treatment arms.

The mean age of the trial population was 41.3 years and mean duration of diabetes was 13.9 years. 51.9% were male. 44.6% were White, 0.4% Black or African American. 4.4% were Hispanic. 4.4% of patients had eGFR<60 mL/min/1.73m<sup>2</sup>. The mean BMI was approximately 23.9 kg/m<sup>2</sup>.

At week 26, the difference in HbA<sub>1c</sub> reduction from baseline between TRESIBA and insulin detemir was -0.09% with a 95% confidence interval of [-0.23%; 0.05%] and met the pre-specified non-inferiority margin (0.4%). See Table 6, Study B.

**TABLE 6: Results at Week 52 in a Trial Comparing TRESIBA to Insulin Glargine U-100 (Study A) and Week 26 in a Trial Comparing TRESIBA to Insulin Detemir (Study B) in Adult Patients with Type 1 Diabetes Mellitus Receiving Insulin Aspart at Mealtimes**

	Study A		Study B	
	TRESIBA + Insulin aspart	Insulin glargine U- 100 + Insulin aspart	TRESIBA + Insulin aspart	Insulin detemir + Insulin aspart
<b>N</b>	<b>472</b>	<b>157</b>	<b>302</b>	<b>153</b>
<b>HbA<sub>1c</sub> (%)</b>				
Baseline	7.7	7.7	8.0	8.0
End of trial	7.3	7.3	7.3	7.3
Adjusted mean change from baseline*	-0.36	-0.34	-0.71	-0.61
Estimated treatment difference [95%CI] TRESIBA - basal insulin U-100	-0.01 [-0.14;0.11]		-0.09 [-0.23;0.05]	
<b>Proportion Achieving HbA<sub>1c</sub> &lt; 7% at Trial End</b>	39.8%	42.7%	41.1%	37.3%
<b>FPG (mg/dL)</b>				
Baseline	165	174	178	171
End of trial	141	149	131	161
Adjusted mean change from baseline	-27.6	-21.6	-43.3	-13.5
<b>Daily basal insulin dose</b>				
Baseline mean	28 U	26 U	22 U	22 U
Mean dose at end of study	29 U <sup>1</sup>	31 U <sup>1</sup>	25 U <sup>2</sup>	29 U <sup>2</sup>
<b>Daily bolus insulin dose</b>				
Baseline mean	29 U	29 U	28 U	31 U
Mean dose at end of	32 U <sup>1</sup>	35 U <sup>1</sup>	36 U <sup>2</sup>	41 U <sup>2</sup>

study		
-------	--	--

<sup>1</sup>At Week 52

<sup>2</sup>At Week 26

\* The change from baseline to end of treatment visit in HbA<sub>1c</sub> was analysed using ANOVA with treatment, region, sex, and anti-diabetic treatment at screening as fixed effects, and age and baseline HbA<sub>1c</sub> as covariates. In Study A, there were 14.8% of subjects in the TRESIBA and 11.5% Insulin glargine arms for whom data was missing at the time of the HbA<sub>1c</sub> measurement. In Study B, there were 6.3% of subjects in the TRESIBA and 9.8% Insulin detemir arms for whom data was missing at the time of the HbA<sub>1c</sub> measurement.

*Study C: TRESIBA Administered at the Same Time Each Day or at Any Time Each Day in Combination with a Rapid-Acting Insulin Analog at Mealtimes in Adult Patients*

The efficacy of TRESIBA was evaluated in a 26-week randomized, open-label, multicenter trial in 493 patients with type 1 diabetes mellitus. Patients were randomized to TRESIBA injected once-daily at the same time each day (with the main evening meal), to TRESIBA injected once daily at any time each day or to insulin glargine U-100 injected once-daily according to the approved labeling. The any time each day TRESIBA arm was designed to simulate a worst-case scenario injection schedule of alternating short and long, once daily, dosing intervals (i.e., alternating intervals of 8 to 40 hours between doses). TRESIBA in this arm was dosed in the morning on Monday, Wednesday, and Friday and in the evening on Tuesday, Thursday, Saturday, and Sunday. Insulin aspart was administered before each meal in all treatment arms.

The mean age of the trial population was 43.7 years and mean duration of diabetes was 18.5 years. 57.6% were male. 97.6% were White, 1.8% Black or African American. 3.4% were Hispanic. 7.4% of patients had eGFR<60 mL/min/1.73m<sup>2</sup>. The mean BMI was approximately 26.7 kg/m<sup>2</sup>.

At week 26, the difference in HbA<sub>1c</sub> reduction from baseline between TRESIBA administered at alternating times and insulin glargine U-100 was 0.17% with a 95% confidence interval of [0.04%; 0.30%] and met the pre-specified non-inferiority margin (0.4%). See Table 7.

**Table 7: Results at Week 26 in a Trial Comparing TRESIBA Dosed Once Daily at the Same and at Alternating Times Each Day to Insulin Glargine U-100 in Adult Patients with Type 1 Diabetes Mellitus Receiving Insulin Aspart at Mealtimes**

	TRESIBA at the same time each day + Insulin aspart	TRESIBA at alternating times + Insulin aspart	Insulin glargine U-100 + Insulin aspart
<b>N</b>	165	164	164
<b>HbA<sub>1c</sub> (%)</b>			
Baseline	7.7	7.7	7.7
End of trial	7.3	7.3	7.1
Adjusted mean change from baseline*	-0.41	-0.40	-0.57
Estimated treatment difference [95%CI]		0.17 [0.04;0.30]	

TRESIBA alternating - Insulin glargine U-100			
<b>Proportion Achieving HbA<sub>1c</sub> &lt; 7% at Trial End</b>	37.0%	37.2%	40.9%
<b>FPG (mg/dL)</b>			
Baseline	179	173	175
End of trial	133	149	151
Adjusted mean change from baseline	-41.8	-24.7	-23.9
<b>Daily basal insulin dose</b>			
Baseline mean	28 U	29 U	29 U
Mean dose at end of study	32 U	36 U	35 U
<b>Daily bolus insulin dose</b>			
Baseline mean	29 U	33 U	32 U
Mean dose at end of study	27 U	30 U	35 U

\*The change from baseline to end of treatment visit in HbA<sub>1c</sub> was analysed using ANOVA with treatment, region, sex, and anti-diabetic treatment at screening as fixed effects, and age and baseline HbA<sub>1c</sub> as covariates. In Study C, there were 15.8% and 15.9% of subjects in the TRESIBA (same time and alternating times respectively) and 7.9% Insulin glargine arms for whom data was missing at the time of the HbA<sub>1c</sub> measurement.

## 14.2 Type 1 Diabetes – Pediatric Patients 1 Year of Age and Older

### *Study J: TRESIBA Administered at the Same Time Each Day in Combination with a Rapid-Acting Insulin Analog at Mealtimes in Pediatric Patients 1 Year of Age and Older*

The efficacy of TRESIBA was evaluated in a 26-week, randomized, open label, multicenter trial in 350 patients with type 1 diabetes mellitus (Study J). Patients were randomized to TRESIBA once-daily or insulin detemir once or twice-daily. Subjects on a twice-daily insulin detemir regimen were dosed at breakfast and in the evening either with the main evening meal or at bedtime. Insulin aspart was administered before each main meal in both treatment arms. At end of trial, 36% used insulin detemir once daily and 64% used insulin detemir twice daily.

The mean age of the trial population was 10 years; 24% were ages 1-5 years; 39% were ages 6-11 years and 36% were ages 12-17 years. The mean duration of diabetes was 4 years. 55.4% were male. 74.6% were White, 2.9% Black or African American. 2.9% were Hispanic. The mean z-score for body weight was 0.31.

At week 26, the difference in HbA<sub>1c</sub> reduction from baseline between TRESIBA and insulin detemir was 0.15% with a 95% confidence interval of [-0.03%; 0.33%] and met the pre-specified non-inferiority margin (0.4%). See Table 8.

### **Table 8: Results at Week 26 in a Trial Comparing TRESIBA to Insulin Detemir in Pediatric Patients 1 Year of Age and Older with Type 1 Diabetes Mellitus Receiving Insulin Aspart at Mealtimes**

	<b>TRESIBA+ Insulin aspart</b>	<b>Insulin detemir + Insulin aspart</b>
<b>N</b>	174	176
<b>HbA<sub>1c</sub> (%)</b>		
Baseline	8.2	8.0
End of 26 weeks	8.0	7.7
Adjusted mean change from baseline after 26 weeks <sup>±</sup>	-0.19	-0.34
Estimated treatment difference [95%CI] TRESIBA v. Insulin detemir	0.15 [ -0.03; 0.33]	
<b>FPG (mg/dL)</b>		
Baseline	162	151
End of 26 weeks	150	160
Adjusted mean change from baseline after 26 weeks	52.0	59.6
<b>Daily basal insulin dose</b>		
Baseline mean	15 U (0.37 U/kg)	16 U (0.41 U/kg)
Mean dose after 26 weeks	16 U (0.37 U/kg)	22 U (0.51 U/kg)
<b>Daily bolus insulin dose</b>		
Baseline mean	20 U (0.50 U/kg)	20 U (0.52 U/kg)
Mean dose after 26 weeks	23 U (0.56 U/kg)	22 U (0.57 U/kg)

<sup>±</sup>The change from baseline to end of treatment visit in HbA<sub>1c</sub> was analysed using ANOVA with missing data imputed by multiple imputation carrying forward the baseline value and adding the error term, with treatment, region, sex, and age group as fixed factors, and baseline HbA<sub>1c</sub> as covariate.  
In Study J, there were 2.9 % of subjects in TRESIBA and 6.3% Insulin detemir arms for whom data was missing at the 26-week HbA<sub>1c</sub> measurement.

### 14.3 Type 2 Diabetes – Adult

*Study D: TRESIBA Administered at the Same Time Each Day as an Add-on to Metformin with or without a DPP-4 Inhibitor in Insulin Naïve Adult Patients*

The efficacy of TRESIBA was evaluated in a 52-week randomized, open-label, multicenter trial that enrolled 1030 insulin naïve patients with type 2 diabetes mellitus inadequately controlled on one or more oral antidiabetic agents (OADs). Patients were randomized to TRESIBA once-daily with the evening meal or insulin glargine U-100 once-daily according to the approved labeling. Metformin alone (82.5%) or in combination with a DPP-4 inhibitor (17.5%) was used as background therapy in both treatment arms.

The mean age of the trial population was 59.1 years and mean duration of diabetes was 9.2 years. 61.9% were male. 88.4% were White, 7.1% Black or African American. 17.2% were Hispanic. 9.6% of patients had eGFR<60 mL/min/1.73m<sup>2</sup>. The mean BMI was approximately 31.1 kg/m<sup>2</sup>.

At week 52, the difference in HbA<sub>1c</sub> reduction from baseline between TRESIBA and insulin glargine U-100 was 0.09% with a 95% confidence interval of [-0.04%; 0.22%] and met the pre-specified non-inferiority margin (0.4%); See Table 9.

**Table 9: Results at Week 52 in a Trial Comparing TRESIBA to Insulin Glargine U-100 in Adult Patients with Type 2 Diabetes Mellitus on OAD(s)\***

	<b>TRESIBA + OAD(s)*</b>	<b>Insulin glargine U-100 + OAD(s)*</b>
<b>N</b>	<b>773</b>	<b>257</b>
<b>HbA<sub>1c</sub> (%)</b>		
Baseline	8.2	8.2
End of trial	7.1	7.0
Adjusted mean change from baseline**	-1.06	-1.15
Estimated treatment difference [95% CI] TRESIBA - Insulin glargine U-100	0.09 [-0.04;0.22]	
<b>Proportion Achieving HbA<sub>1c</sub> &lt; 7% at Trial End</b>	51.7%	54.1%
<b>FPG (mg/dL)</b>		
Baseline	174	174
End of trial	106	115
Adjusted mean change from baseline	-68.0	-60.2
<b>Daily insulin dose</b>		
Baseline mean (starting dose)	10 U	10 U
Mean dose after 52 weeks	56 U	58 U

\* OAD: oral antidiabetic agent

\*\* The change from baseline to end of treatment visit in HbA<sub>1c</sub> was analysed using ANOVA with treatment, region, sex, and anti-diabetic treatment at screening as fixed effects, and age and baseline HbA<sub>1c</sub> as covariates. In Study D, there were 20.6% of subjects in the TRESIBA and 22.2% Insulin glargine arms for whom data was missing at the time of the HbA<sub>1c</sub> measurement.

*Study E: TRESIBA U-200 Administered at the Same Time Each Day as an Add-on to Metformin with or without a DPP-4 Inhibitor in Insulin Naïve Adult Patients*

The efficacy of TRESIBA U-200 was evaluated in a 26-week randomized, open-label, multicenter trial in 457 insulin naïve patients with type 2 diabetes mellitus inadequately controlled on one or more oral antidiabetic agents (OADs) at baseline. Patients were randomized to TRESIBA U-200 once-daily with the evening meal or insulin glargine U-100 once-daily according to the approved labeling. Both treatment arms were receiving metformin alone (84%) or in combination with a DPP-4 inhibitor (16%) as background therapy.

The mean age of the trial population was 57.5 years and mean duration of diabetes was 8.2 years. 53.2% were male. 78.3% were White, 13.8% Black or African American. 7.9% were Hispanic. 7.5% of patients had eGFR <60 mL/min/1.73m<sup>2</sup>. The mean BMI was approximately 32.4 kg/m<sup>2</sup>.

At week 26, the difference in HbA<sub>1c</sub> reduction from baseline between TRESIBA U-200 and insulin glargine U-100 was 0.04% with a 95% confidence interval of [-0.11%; 0.19%] and met the pre-specified non-inferiority margin (0.4%). See Table 10.

**Table 10: Results at Week 26 in a Trial Comparing TRESIBA U-200 to Insulin Glargine U-100 in Adult Patients with Type 2 Diabetes Mellitus on OAD(s)\***

	<b>TRESIBA U-200 + Met ± DPP-4</b>	<b>Insulin glargine U-100 + Met ± DPP-4</b>
<b>N</b>	<b>228</b>	<b>229</b>
<b>HbA<sub>1c</sub> (%)</b>		
Baseline	8.3	8.2
End of trial	7.0	6.9
Adjusted mean change from baseline**	-1.18	-1.22
Estimated treatment difference [95%CI] TRESIBA - Insulin glargine U-100	0.04 [-0.11;0.19]	
<b>Proportion Achieving HbA<sub>1c</sub> &lt; 7% at Trial End</b>	52.2%	55.9%
<b>FPG (mg/dL)</b>		
Baseline	172	174
End of trial	106	113
Adjusted mean change from baseline	-71.1	-63.5
<b>Daily insulin dose</b>		
Baseline mean	10 U	10 U
Mean dose after 26 weeks	59 U	62 U

\*OAD: oral antidiabetic agent

\*\*The change from baseline to end of treatment visit in HbA<sub>1c</sub> was analysed using ANOVA with treatment, region, sex, and anti-diabetic treatment at screening as fixed effects, and age and baseline HbA<sub>1c</sub> as covariates. In Study E, there were 12.3% of subjects in the TRESIBA and 12.7% Insulin glargine arms for whom data was missing at the time of the HbA<sub>1c</sub> measurement.

*Study F: TRESIBA Administered at the Same Time Each Day in Insulin Naïve Adult Patients as an Add-on to One or More of the Following Oral Agents: Metformin, Sulfonylurea, Glinides or Alpha-Glucosidase Inhibitors*

The efficacy of TRESIBA was evaluated in a 26-week randomized, open-label, multicenter trial in Asia in 435 insulin naïve patients with type 2 diabetes mellitus inadequately controlled on one or more oral antidiabetic agents (OADs) at baseline. Patients were randomized to TRESIBA once-daily in the evening or insulin glargine U-100 once-daily according to the approved labeling. Pre-trial oral antidiabetes agents were continued as background therapy except for DPP-4 inhibitors or thiazolidinediones in both treatment arms.

The mean age of the trial population was 58.6 years and mean duration of diabetes was 11.6 years. 53.6% were male. All patients were Asian. 10.9% of patients had eGFR<60 mL/min/1.73m<sup>2</sup>. The mean BMI was approximately 25.0 kg/m<sup>2</sup>.

At week 26, the difference in HbA<sub>1c</sub> reduction from baseline between TRESIBA and insulin glargine U-100 was 0.11% with a 95% confidence interval of [-0.03%; 0.24%] and met the pre-specified non-inferiority margin (0.4%). See Table 11.

**Table 11: Results at Week 26 in a Trial Comparing TRESIBA to Insulin Glargine U-100 in Adult Patients with Type 2 Diabetes Mellitus on OAD(s)\***

	<b>TRESIBA + OAD(s)*</b>	<b>Insulin glargine U-100 + OAD(s)*</b>
<b>N</b>	<b>289</b>	<b>146</b>
<b>HbA<sub>1c</sub> (%)</b>		
Baseline	8.4	8.5
End of trial	7.2	7.1
Adjusted mean change from baseline**	-1.42	-1.52
Estimated treatment difference [95% CI]  TRESIBA - Insulin glargine U-100	0.11 [-0.03 ; 0.24]	
<b>Proportion Achieving HbA<sub>1c</sub> &lt; 7% at Trial End</b>	40.8%	48.6%
<b>FPG (mg/dL)</b>		
Baseline	152	156
End of trial	100	102
Adjusted mean change from baseline	-54.6	-53.0
<b>Daily insulin dose</b>		
Baseline mean (starting dose)	9 U	9 U
Mean dose after 26 weeks	19 U	24 U

\*OAD: oral antidiabetic agent

\*\* The change from baseline to end of treatment visit in HbA<sub>1c</sub> was analysed using ANOVA with treatment, region, sex, and anti-diabetic treatment at screening as fixed effects, and age and baseline HbA<sub>1c</sub> as covariates. In Study F, there were 10% of subjects in the TRESIBA and 6.8% Insulin glargine arms for whom data was missing at the time of the HbA<sub>1c</sub> measurement.

*Study G: TRESIBA Administered at the Same Time Each Day or Any Time Each Day as an Addition to One and up to Three of the Following Oral Agents: Metformin, Sulfonylurea or Glinides or Pioglitazone in Adult Patients*

The efficacy of TRESIBA was evaluated in a 26-week randomized, open-label, multicenter trial in 687 patients with type 2 diabetes mellitus inadequately controlled on basal insulin alone, oral antidiabetic agents (OADs) alone or both basal insulin and OAD. Patients were randomized to TRESIBA injected once-daily at the same time each day (with the main evening meal), to TRESIBA injected once daily at any time each day or to insulin glargine U-100 injected once-daily according to the approved labeling. The any time each day TRESIBA arm was designed to simulate a worst-case scenario injection schedule of alternating short and long, once daily,

dosing intervals (i.e., alternating intervals of 8 to 40 hours between doses). TRESIBA in this arm was dosed in the morning on Monday, Wednesday, and Friday and in the evening on Tuesday, Thursday, Saturday, and Sunday. Up to three of the following oral antidiabetes agents (metformin, sulfonylureas, glinides or thiazolidinediones) were administered as background therapy in both treatment arms.

The mean age of the trial population was 56.4 years and mean duration of diabetes was 10.6 years. 53.9% were male. 66.7% were White, 2.5% Black or African American. 10.6% were Hispanic. 5.8% of patients had eGFR<60 mL/min/1.73m<sup>2</sup>. The mean BMI was approximately 29.6 kg/m<sup>2</sup>.

At week 26, the difference in HbA<sub>1c</sub> reduction from baseline between TRESIBA at alternating times and insulin glargine U-100 was 0.04% with a 95% confidence interval of [-0.12%; 0.20%]. This comparison met the pre-specified non-inferiority margin (0.4%). See Table 12.

**Table 12: Results at Week 26 in a Trial Comparing TRESIBA at Same and Alternating Times to Insulin Glargine U-100 in Adult Patients with Type 2 Diabetes Mellitus on OAD(s)\***

	<b>TRESIBA at the same time each day ± OAD(s)*</b>	<b>TRESIBA at alternating times ± OAD(s)*</b>	<b>Insulin glargine U-100 ± OAD(s)*</b>
<b>N</b>	<b>228</b>	<b>229</b>	<b>230</b>
<b>HbA<sub>1c</sub> (%)</b>			
Baseline	8.4	8.5	8.4
End of trial	7.3	7.2	7.1
Adjusted mean change from baseline**	-1.03	-1.17	-1.21
Estimated treatment difference [95% CI] TRESIBA alternating- Insulin glargine U-100		0.04 [-0.12;0.20]	
Estimated treatment difference TRESIBA alternating – TRESIBA same	-0.13		
<b>Proportion Achieving HbA<sub>1c</sub> &lt; 7% at Trial End</b>	40.8%	38.9%	43.9%
<b>FPG (mg/dL)</b>			
Baseline	158	162	163
End of trial	105	105	112
Adjusted mean change from baseline	-54.2	-55.0	-47.5
<b>Daily insulin dose</b>			
Baseline mean	21 U	19 U	19 U
Mean dose after 26 weeks	45 U	46 U	44 U

\* OAD: oral antidiabetic agent

\*\* The change from baseline to end of treatment visit in HbA<sub>1c</sub> was analysed using ANOVA with treatment, region, sex, and anti-diabetic treatment at screening as fixed effects, and age and baseline HbA<sub>1c</sub> as covariates. In Study G, there were 11.4% subjects for TRESIBA (both same time and alternating times) and 11.7% Insulin glargine arms for whom data was missing at the time of the HbA<sub>1c</sub> measurement.

*Study H: TRESIBA Administered at the Same Time Each Day in Combination with a Rapid-Acting Insulin Analog at Mealtimes in Adult Patients*

The efficacy of TRESIBA was evaluated in a 52-week randomized, open-label, multicenter trial in 992 patients with type 2 diabetes mellitus inadequately controlled on premix insulin, bolus insulin alone, basal insulin alone, oral antidiabetic agents (OADs) alone or any combination thereof. Patients were randomized to TRESIBA once-daily with the main evening meal or insulin glargine U-100 once-daily according to the approved labeling. Insulin aspart was administered before each meal in both treatment arms. Up to two of the following oral antidiabetes agents (metformin or pioglitazone) were used as background therapy in both treatment arms.

The mean age of the trial population was 58.9 years and mean duration of diabetes was 13.5 years. 54.2% were male. 82.9% were White, 9.5% Black or African American. 12.0% were Hispanic. 12.4% of patients had eGFR < 60 mL/min/1.73m<sup>2</sup>. The mean BMI was approximately 32.2 kg/m<sup>2</sup>.

At week 52, the difference in HbA<sub>1c</sub> reduction from baseline between TRESIBA and insulin glargine U-100 was 0.08% with a 95% confidence interval of [-0.05%; 0.21%] and met the pre-specified non-inferiority margin (0.4%). See Table 13.

**Table 13: Results at Week 52 in a Trial Comparing TRESIBA to Insulin Glargine U-100 in Adult Patients with Type 2 Diabetes Mellitus Receiving Insulin Aspart at Mealtimes and OADs\***

	<b>TRESIBA + Insulin aspart ± OAD(s)*</b>	<b>Insulin glargine U-100 + Insulin aspart ± OAD(s)*</b>
<b>N</b>	<b>744</b>	<b>248</b>
<b>HbA<sub>1c</sub> (%)</b>		
Baseline	8.3	8.4
End of trial	7.1	7.1
Adjusted mean change from baseline**	-1.10	-1.18
Estimated treatment difference [95% CI] TRESIBA - Insulin glargine U-100	0.08 [-0.05;0.21]	
<b>Proportion Achieving HbA<sub>1c</sub> &lt; 7% at Trial End</b>	49.5%	50.0%
<b>FPG (mg/dL)</b>		
Baseline	166	166

End of trial	122	127
Adjusted mean change from baseline	-40.6	-35.3
<b>Daily basal insulin dose</b>		
Baseline mean	42 U	41 U
Mean dose after 52 weeks	74 U	67 U
<b>Daily bolus insulin dose</b>		
Baseline mean	33 U	33 U
Mean dose after 52 weeks	70 U	73 U

\*OAD: oral antidiabetic agent

\*\*The change from baseline to end of treatment visit in HbA<sub>1c</sub> was analysed using ANOVA with treatment, region, sex, and anti-diabetic treatment at screening as fixed effects, and age and baseline HbA<sub>1c</sub> as covariates.

In Study H, there were 16.1% of subjects in the TRESIBA and 14.5% Insulin glargine arms for whom data was missing at the time of the HbA<sub>1c</sub> measurement.

*Study I: TRESIBA Administered at Any Time Each Day as an Add-on to One or Two of the Following Oral Agents: Metformin, Sulfonylurea, or Pioglitazone in Adult Patients*

The efficacy of TRESIBA was evaluated in a 26-week randomized, open-label, multicenter trial in 447 patients with type 2 diabetes mellitus inadequately controlled on one or more oral antidiabetic agent (OADs) at baseline. Patients were randomized to TRESIBA once-daily at any time of day or sitagliptin once-daily according to the approved labeling. One or two of the following oral antidiabetes agents (metformin, sulfonylurea or pioglitazone) were also administered in both treatment arms.

The mean age of the trial population was 55.7 years and mean duration of diabetes was 7.7 years. 58.6% were male. 61.3% were White, 7.6% Black or African American. 21.0% were Hispanic. 6% of patients had eGFR<60 mL/min/1.73m<sup>2</sup>. The mean BMI was approximately 30.4 kg/m<sup>2</sup>.

At the end of 26 weeks, TRESIBA provided greater reduction in mean HbA<sub>1c</sub> compared to sitagliptin (p < 0.001). See Table 14.

**Table 14: Results at Week 26 in a Trial Comparing TRESIBA to Sitagliptin in Adult Patients with Type 2 Diabetes Mellitus on OADs\***

	<b>TRESIBA + OAD(s)*</b>	<b>Sitagliptin + OAD(s)*</b>
<b>N</b>	<b>225</b>	<b>222</b>
<b>HbA<sub>1c</sub> (%)</b>		
Baseline	8.8	9.0
End of trial	7.2	7.7
Adjusted mean change from baseline**	-1.52	-1.09
Estimated treatment difference [95%CI] TRESIBA - Sitagliptin	-0.43 [-0.61;-0.24] <sup>1</sup>	
<b>Proportion Achieving</b>	40.9%	27.9%

<b>HbA<sub>1c</sub> &lt; 7% at Trial End</b>		
<b>FPG (mg/dL)</b>		
Baseline	170	179
End of trial	112	154
Adjusted mean change from baseline	-61.4	-22.3
<b>Daily insulin dose</b>		
Baseline mean	10 U	N/A
Mean dose after 26 weeks	43 U	N/A

\*OAD: oral antidiabetic agent

\*\*The change from baseline to end of treatment visit in HbA<sub>1c</sub> was analysed using ANOVA with treatment, region, sex, and anti-diabetic treatment at screening as fixed effects, and age and baseline HbA<sub>1c</sub> as covariates.

In Study I, there were 20.9% of subjects in the TRESIBA and 22.5% Sitagliptin arms for whom data was missing at the time of the HbA<sub>1c</sub> measurement.

<sup>1</sup>p <0.001; 1-sided p-value evaluated at 2.5% level for superiority

## 16 HOW SUPPLIED/STORAGE AND HANDLING

### 16.1 How Supplied

TRESIBA is available as a clear and colorless solution in the following package sizes (see Table 15).

**Table 15 Presentations of TRESIBA**

TRESIBA	Total volume	Concentration	Total units available in presentation	NDC number	Max dose per injection	Dose increment	Package Size
U-100 FlexTouch	3 mL	100 units/mL	300 Units	0169-2660-15	80 Units	1 Unit	5 pens/pack
U-200 FlexTouch	3 mL	200 units/mL	600 Units	0169-2550-13	160 Units	2 Unit	3 pens/pack

### 16.2 Recommended Storage

Unused TRESIBA should be stored between 36°F to 46°F (2°C to 8°C). Do not store in the freezer or directly adjacent to the refrigerator cooling element. Do not freeze. Do not use TRESIBA if it has been frozen.

#### Unopened FlexTouch disposable prefilled pen:

Not in-use (unopened) TRESIBA disposable prefilled pen should be stored in a refrigerator (36°F to 46°F [2°C to 8°C]). Discard after expiration date.

#### Open (In-Use) FlexTouch disposable prefilled pen:

The in-use TRESIBA FlexTouch pen should be refrigerated (36°F to 46°F [2°C to 8°C]) or be kept at room temperature (below 86°F [30°C]) away from direct heat and light. The opened (in-use) TRESIBA FlexTouch pen may be used for up to 56 days (8 weeks) after being opened, if it is refrigerated or kept at room temperature.

The storage conditions are summarized in Table 16:

**Table 16: Storage Conditions for TRESIBA FlexTouch**

	Not in-use (unopened)		In-use (opened)	
	Refrigerated (36°F to 46°F [2°C to 8°C])	Room Temperature (below 86°F [30°C])	Room Temperature (below 86°F [30°C])	Refrigerated (36°F to 46°F [2°C to 8°C])
3 mL TRESIBA U-100 FlexTouch	Until expiration date	56 days (8 weeks)	56 days (8 weeks)	56 days (8 weeks)
3 mL TRESIBA U-200 FlexTouch	Until expiration date	56 days (8 weeks)	56 days (8 weeks)	56 days (8 weeks)

## 17 PATIENT COUNSELING INFORMATION

Advise the patient and/or caregiver to read the FDA-approved patient labeling (Patient Information and Instructions for Use)

### Never Share a TRESIBA FlexTouch Pen Between Patients

Advise patients that they should never share a TRESIBA FlexTouch, pen device with another person, even if the needle is changed, because doing so carries a risk for transmission of blood-borne pathogens [see *Warnings and Precautions (5.1)*].

### Hyperglycemia or Hypoglycemia

Inform patients that hypoglycemia is the most common adverse reaction with insulin. Inform patients of the symptoms of hypoglycemia. Inform patients that the ability to concentrate and react may be impaired as a result of hypoglycemia. This may present a risk in situations where these abilities are especially important, such as driving or operating other machinery. Advise patients who have frequent hypoglycemia or reduced or absent warning signs of hypoglycemia to use caution when driving or operating machinery.

Advise patients that changes in insulin regimen can predispose to hyper- or hypoglycemia. Advise patients that changes in insulin regimen should be made under close medical supervision [see *Warnings and Precautions (5.2)*].

### Medication Errors

Inform patients to always check the insulin label before each injection [see *Warnings and Precautions (5.4)*]. TRESIBA FlexTouch pen is available in concentrations of 100 units/mL or 200 units/mL.

Inform patients that the dose counter of TRESIBA FlexTouch pen shows the number of units of TRESIBA to be injected. NO dose re-calculation is required [see *Dosage and Administration (2.2)*].

Instruct patients that when injecting TRESIBA, they must press and hold down the dose button until the dose counter shows 0 and then keep the needle in the skin and count slowly to 6. When the dose counter returns to 0, the prescribed dose is not completely delivered until 6 seconds later. If the needle is removed earlier, they may see a stream of insulin coming from the needle tip. If so, the full dose will not be delivered (a possible under-dose may occur by as much as 20%), and they should increase the frequency of checking their blood glucose levels and possible additional insulin administration may be necessary.

- If 0 does not appear in the dose counter after continuously pressing the dose button, the patient may have used a blocked needle. In this case they would **not** have received **any** insulin – even though the dose counter has moved from the original dose that was set.
- If the patient did have a blocked or damaged needle, instruct them to change the needle as described in Step 15 of the Instructions for Use and repeat all steps in the IFU starting with a new needle and the Section Preparing your TRESIBA FlexTouch Pen. **Make sure the patient selects the full dose needed.**

If patients routinely do not hold the needle under the skin as recommended, the patient may need to slightly increase the dialed insulin dose to achieve the patient's glycemic targets.

Instruct patients to not re-use needles. A new needle must be attached before each injection. Reuse of needles increases the risk of blocked needles which may cause under-dosing or overdosing.

Instruct Patients to never use a syringe to remove TRESIBA from the FlexTouch disposable insulin prefilled pen.

### **Administration**

TRESIBA must only be used if the solution is clear and colorless with no particles visible. Patients must be advised that TRESIBA must NOT be diluted or mixed with any other insulin or solution [see *Dosage and Administration (2.1)*].

### **Management of Hypoglycemia and Handling of Special Situations**

Patients should be instructed on self-management procedures including glucose monitoring, proper injection technique, and management of hypoglycemia and hyperglycemia. Patients must be instructed on handling of special situations such as intercurrent conditions (illness, stress, or emotional disturbances), an inadequate or skipped insulin dose, inadvertent administration of an increased insulin dose, inadequate food intake, and skipped meals [see *Warnings and Precautions (5.3)*].

Refer patients to the TRESIBA “Patient Information” for additional information about the potential side effects of insulin therapy, including lipodystrophy (and the need to rotate injection sites within the same body region), weight gain, allergic reactions, and hypoglycemia.

### **Women of Reproductive Potential**

Advise patients to inform their health care professional if they are pregnant or are contemplating pregnancy.

**Rx Only**

Date of Issue: 12/2016

Version: 4

*Novo Nordisk*<sup>®</sup>, *TRESIBA*<sup>®</sup>, *FlexTouch*<sup>®</sup>, *LEVEMIR*<sup>®</sup>, *NOVOLOG*<sup>®</sup>, *NovoFine*<sup>®</sup> and *NovoTwist*<sup>®</sup> are registered trademarks of Novo Nordisk A/S.

© 2015-2016 Novo Nordisk

PATENT Information: <http://novonordisk-us.com/patients/products/product-patents.html>

Manufactured by:

Novo Nordisk A/S

DK-2880 Bagsvaerd, Denmark

For information about TRESIBA contact:

Novo Nordisk Inc.

800 Scudders Mill Road

Plainsboro, NJ 08536

1-800-727-6500

[www.novonordisk-us.com](http://www.novonordisk-us.com)

**Patient Information**  
**TRESIBA<sup>®</sup> (tre-SI-bah)**  
(insulin degludec injection)

**Do not share your TRESIBA FlexTouch insulin delivery device with other people, even if the needle has changed. You may give other people a serious infection, or get a serious infection from them.**

**What is TRESIBA?**

- TRESIBA is a man-made insulin that is used to control high blood sugar in adults and children who are 1 year of age and older with diabetes mellitus.
- TRESIBA is not for people with diabetic ketoacidosis (increased ketones in the blood or urine).
- TRESIBA is not for children who need less than 5 units of TRESIBA each day.
- It is not known if TRESIBA is safe and effective in children under 1 year of age.
- TRESIBA is available in 2 concentrations: The 100 units/mL pen can be injected from 1 to 80 units in a single injection, in increments of 1 unit. The 200 units/mL pen can be injected from 2 to 160 units in a single injection, in increments of 2 units.

**Who should not take TRESIBA?**

**Do not take TRESIBA if you:**

- are having an episode of low blood sugar (hypoglycemia).
- have an allergy to TRESIBA or any of the ingredients in TRESIBA.

**Before taking TRESIBA, tell your healthcare provider about all your medical conditions including, if you are:**

- pregnant, planning to become pregnant, or are breastfeeding.
- taking new prescription or over-the-counter medicines, vitamins, or herbal supplements.

**Before you start taking TRESIBA, talk to your healthcare provider about low blood sugar and how to manage it.**

**How should I take TRESIBA?**

- **Read the Instructions for Use** that come with your TRESIBA.
- Take TRESIBA exactly as your healthcare provider tells you to.
- **Do not do any conversion of your dose. The dose counter always shows the selected dose in units.** Both the 100 units/mL and 200 units/mL TRESIBA FlexTouch pens are made to deliver your insulin dose in units.
- Know the type and strength of insulin you take. **Do not** change the type of insulin you take unless your healthcare provider tells you to. The amount of insulin and the best time for you to take your insulin may need to change if you take different types of insulin.
- Adults: If you miss or are delayed in taking your dose of TRESIBA:
  - Take your dose as soon as you remember then continue with your regular dosing schedule.
  - Make sure there are at least **8** hours between your doses.
- If children miss a dose of TRESIBA:
  - Call the healthcare provider for information and instructions about checking blood sugar levels more often until the next scheduled dose of TRESIBA.
- **Check your blood sugar levels.** Ask your healthcare provider what your blood sugars should be and when you should check your blood sugar levels.
- **Do not reuse or share your needles with other people.** You may give other people a serious infection or get a serious infection from them.
- **Never** inject TRESIBA into a vein or muscle.
- **Never** use a syringe to remove TRESIBA from the FlexTouch pen.

**What should I avoid while taking TRESIBA?**

**While taking TRESIBA do not:**

- Drive or operate heavy machinery, until you know how TRESIBA affects you.
- Drink alcohol or use prescription or over-the-counter medicines that contain alcohol.

**What are the possible side effects of TRESIBA?**

**TRESIBA may cause serious side effects that can lead to death, including:**

- **Low blood sugar (hypoglycemia).** Signs and symptoms that may indicate low blood sugar include:
  - dizziness or light-headedness
  - blurred vision
  - anxiety, irritability, or mood changes
  - sweating
  - slurred speech
  - hunger
  - confusion
  - shakiness
  - headache
  - fast heartbeat
- **Low potassium in your blood (hypokalemia).**
- **Heart failure.** Taking certain diabetes pills called thiazolidinediones or “TZDs” with TRESIBA may cause heart failure in some people. This can happen even if you have never had heart failure or heart problems before. If you already have heart failure, it may get worse while you take TZDs with TRESIBA. Your healthcare provider should monitor you closely while you are taking TZDs with TRESIBA. Tell your healthcare provider if you have any new or worse symptoms of heart failure including shortness of breath, tiredness, swelling of your ankles or feet and sudden weight gain. Treatment with TZDs and TRESIBA may need to be adjusted or stopped by your healthcare provider if you have new or worse heart failure.

**Your insulin dose may need to change because of:**

- Reference ID: 402969
- change in level of physical activity or exercise
  - increased stress
  - change in diet

- weight gain or loss
- illness

**Common side effects of TRESIBA may include:**

- serious allergic reactions (whole body reactions), reactions at the injection site, skin thickening or pits at the injection site (lipodystrophy), itching, rash, swelling of your hands and feet, and weight gain.

**Get emergency medical help if you have:**

- trouble breathing, shortness of breath, fast heartbeat, swelling of your face, tongue, or throat, sweating, extreme drowsiness, dizziness, confusion.

These are not all the possible side effects of TRESIBA. Call your doctor for medical advice about side effects. You may report side effects to FDA at 1-800-FDA-1088.

**General information about the safe and effective use of TRESIBA.**

Medicines are sometimes prescribed for purposes other than those listed in a Patient Information leaflet. You can ask your pharmacist or healthcare provider for information about TRESIBA that is written for health professionals. Do not use TRESIBA for a condition for which it was not prescribed. Do not give TRESIBA to other people, even if they have the same symptoms that you have. It may harm them.

**What are the ingredients in TRESIBA?**

**Active Ingredient:** insulin degludec

**Inactive Ingredients:** zinc, metacresol, glycerol, phenol, and water for injection. Hydrochloric acid or sodium hydroxide may be added.

**Manufactured by:** Novo Nordisk A/S DK-2880 Bagsvaerd, Denmark

For more information, go to [www.novonordisk-us.com](http://www.novonordisk-us.com) or call 1-800-727-6500.

This Patient Information has been approved by the U.S. Food and Drug Administration

Revised: 12/2016

## Instructions for Use

### TRESIBA<sup>®</sup> (tre-SI-bah) FlexTouch<sup>®</sup> Pen 100 units/mL

(insulin degludec injection)

- Do not share your TRESIBA FlexTouch Pen with other people, even if the needle is changed. You may give other people a serious infection, or get a serious infection from them.
- TRESIBA FlexTouch Pen 100 units/mL (“Pen”) is a prefilled disposable pen containing 300 units of TRESIBA (insulin degludec injection) 100 units/mL insulin. You can inject from 1 to 80 units in a single injection. The units can be increased by 1 unit at a time.
- This Pen is not recommended for use by the blind or visually impaired without the assistance of a person trained in the proper use of the product.

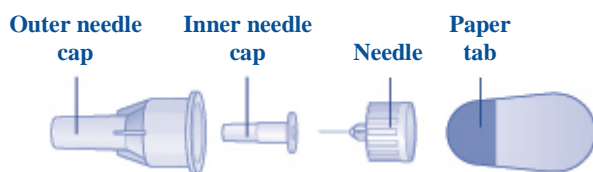
#### Supplies you will need to give your TRESIBA injection:

- TRESIBA FlexTouch Pen
- a new NovoFine or NovoTwist needle
- alcohol swab
- a sharps container for throwing away used Pens and needles. See “After your injection” at the end of these instructions.

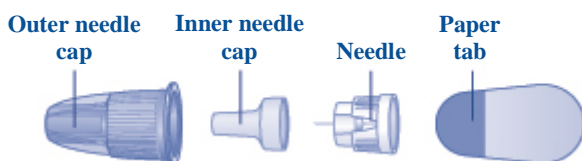
#### Preparing your TRESIBA FlexTouch Pen:

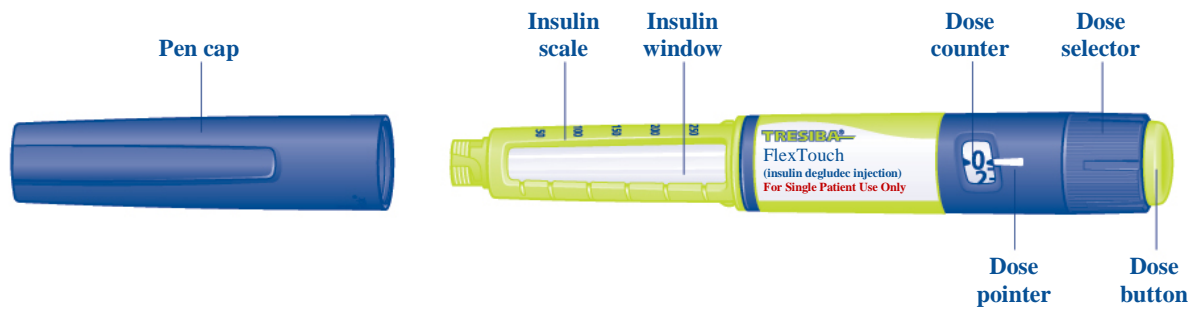
- Wash your hands with soap and water.
- Before you start to prepare your injection, check the TRESIBA FlexTouch Pen label to make sure you are taking the right type of insulin. This is especially important if you take more than 1 type of insulin.
- TRESIBA should look clear and colorless. Do not use TRESIBA if it is cloudy or colored.
- Do not use TRESIBA past the expiration date printed on the label or 56 days after you start using the Pen.
- Always use a new needle for each injection to help ensure sterility and prevent blocked needles. Do not reuse or share needles with another person. You may give other people a serious infection, or get a serious infection from them.

#### NovoFine<sup>®</sup>



#### NovoTwist<sup>®</sup>

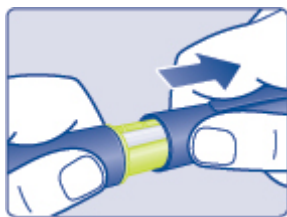




(Figure A)

**Step 1:**

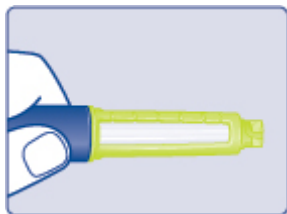
- Pull Pen cap straight off (See Figure B).



(Figure B)

**Step 2:**

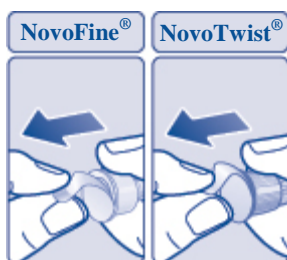
- **Check the liquid in the Pen** (See Figure C). TRESIBA should look clear and colorless. **Do not** use it if it looks cloudy or colored.



(Figure C)

**Step 3:**

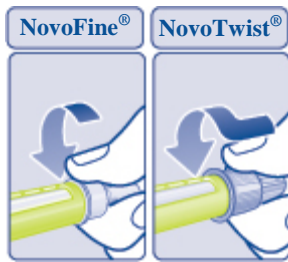
- **Select a new needle.**
- Pull off the paper tab from the outer needle cap (See Figure D).



(Figure D)

**Step 4:**

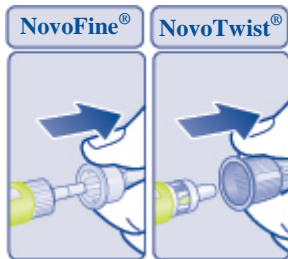
- Push the capped needle straight onto the Pen and twist the needle on until it is tight (See Figure E).



(Figure E)

**Step 5:**

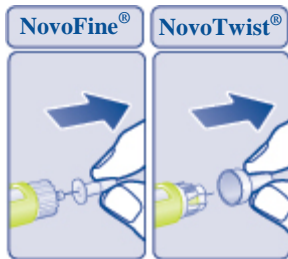
- Pull off the outer needle cap. **Do not** throw it away (See Figure F).



(Figure F)

**Step 6:**

- Pull off the inner needle cap and throw it away (See Figure G).

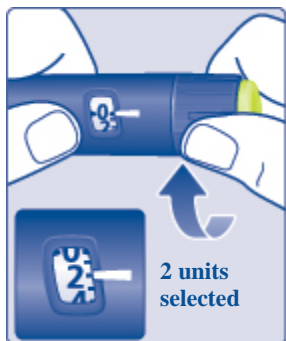


(Figure G)

**Priming your TRESIBA FlexTouch Pen:**

**Step 7:**

- Turn the dose selector to **select 2 units** (See Figure H).



(Figure H)

**Step 8:**

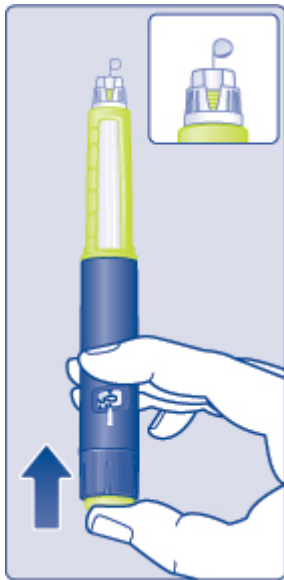
- Hold the Pen with the needle pointing up. Tap the top of the Pen gently a few times to let any air bubbles rise to the top (See Figure I).



(Figure I)

**Step 9:**

- **Hold the Pen with the needle pointing up.** Press and hold in the dose button until the dose counter shows "0". The "0" must line up with the dose pointer.
- A drop of insulin should be seen at the needle tip (See Figure J).
  - o If you **do not** see a drop of insulin, repeat steps 7 to 9, no more than 6 times.
  - o If you **still do not** see a drop of insulin, change the needle and repeat steps 7 to 9.



(Figure J)

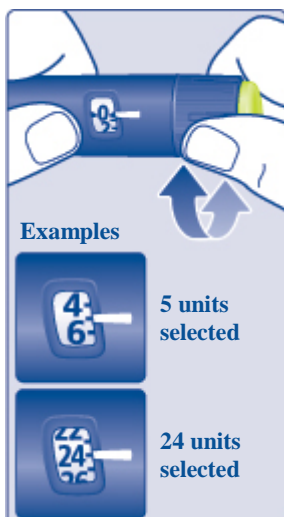
### Selecting your dose:

#### Step 10:

TRESIBA FlexTouch Pen 100 units/mL is made to deliver the number of insulin units that your healthcare provider prescribed. **Do not perform any dose conversion.**


**Check to make sure the dose selector is set at 0.**

- **Turn the dose selector to select the number of units you need to inject.** The dose pointer should line up with your dose (See Figure K).
  - o If you select the wrong dose, you can turn the dose selector forwards or backwards to the correct dose.
  - o The **even** numbers are printed on the dial.
  - o The **odd** numbers are shown as lines.



(Figure K)

- The TRESIBA FlexTouch Pen insulin scale will show you how much insulin is left in your Pen (See Figure L).



(Figure L)

- **To see how much insulin is left in your TRESIBA FlexTouch Pen:**

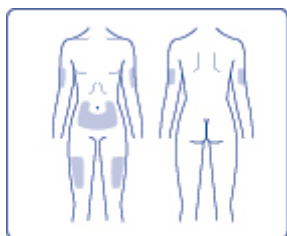
- o Turn the dose selector until it stops. The dose counter will line up with the number of units of insulin that is left in your Pen. If the dose counter shows 80, there are **at least 80** units left in your Pen.
- o If the dose counter shows **less than 80**, the number shown in the dose counter is the number of units left in your Pen.

**Giving your injection:**

- Inject your TRESIBA exactly as your healthcare provider has shown you. Your healthcare provider should tell you if you need to pinch the skin before injecting.
- TRESIBA can be injected under the skin (subcutaneously) of your upper legs (thighs), upper arms, or stomach area (abdomen).
- Change (rotate) your injection sites within the area you choose for each dose. **Do not** use the same injection site for each injection.

**Step 11:**

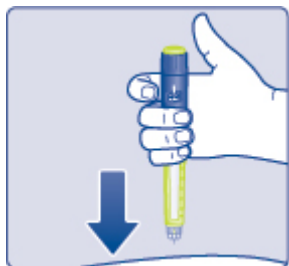
- Choose your injection site and wipe the skin with an alcohol swab (See Figure M). Let the injection site dry before you inject your dose.



(Figure M)

**Step 12:**

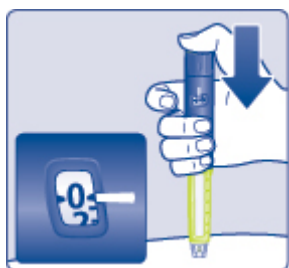
- **Insert the needle into your skin** (See Figure N).
  - **Make sure you can see the dose counter. Do not** cover it with your fingers, this can stop your injection.



(Figure N)

**Step 13:**

- **Press and hold down the dose button until the dose counter shows “0”** (See Figure O).
  - The “0” must line up with the dose pointer. You may then hear or feel a click.



(Figure O)

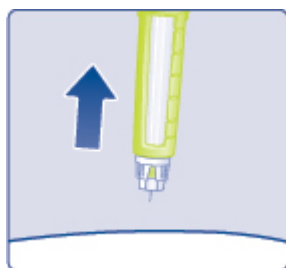
- **Keep the needle in your skin after** the dose counter has returned to “0” and **slowly count to 6** (See Figure P).
  - **When the dose counter returns to “0”, you will not get your full dose until 6 seconds later.**
  - **If the needle is removed before you count to 6, you may see a stream of insulin coming from the needle tip.**
  - **If you see a stream of insulin coming from the needle tip you will not get your full dose. If this happens you should check your blood sugar levels more often because you may need more insulin.**



(Figure P)

**Step 14:**

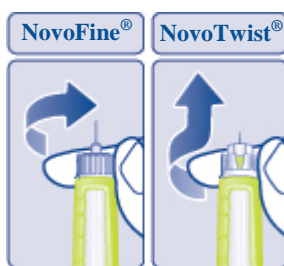
- **Pull the needle out of your skin** (See Figure Q).
  - o If you see blood after you take the needle out of your skin, press the injection site lightly with a piece of gauze or an alcohol swab. **Do not** rub the area.



(Figure Q)

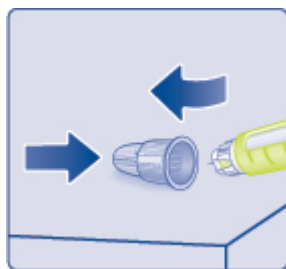
**Step 15:**

- **Carefully remove the needle from the Pen and throw it away** (See Figure R).
  - o **Do not** recap the needle. Recapping the needle can lead to needle stick injury.



(Figure R)

- If you **do not** have a sharps container, carefully slip the needle into the outer needle cap (See Figure S). Safely remove the needle and throw it away as soon as you can.

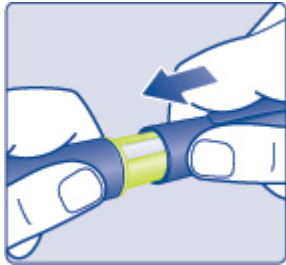


(Figure S)

- o **Do not** store the Pen with the needle attached. Storing without the needle attached helps prevent leaking, blocking of the needle, and air from entering the Pen.

**Step 16:**

- Replace the Pen cap by pushing it straight on (See Figure T).



(Figure T)

**After your injection:**

- Put your used TRESIBA FlexTouch Pen and needles in a FDA-cleared sharps disposal container right away after use. Do not throw away (dispose of) loose needles and Pens in your household trash.
- If you do not have a FDA-cleared sharps disposal container, you may use a household container that is:
  - o made of a heavy-duty plastic
  - o can be closed with a tight-fitting, puncture-resistant lid, without sharps being able to come out
  - o upright and stable during use
  - o leak-resistant
  - o properly labeled to warn of hazardous waste inside the container
- When your sharps disposal container is almost full, you will need to follow your community guidelines for the right way to dispose of your sharps disposal container. There may be state or local laws about how you should throw away used needles and syringes. Do not reuse or share needles or syringes with another person. For more information about the safe sharps disposal, and for specific information about sharps disposal in the state that you live in, go to the FDA's website at: <http://www.fda.gov/safesharpsdisposal>.
- Do not dispose of your used sharps disposal container in your household trash unless your community guidelines permit this. Do not recycle your used sharps disposal container.

**How should I store my TRESIBA FlexTouch Pen?**

**Before use:**

- Store unused TRESIBA FlexTouch Pens in the refrigerator at 36°F to 46°F (2°C to 8°C).
- **Do not** freeze TRESIBA. **Do not** use TRESIBA if it has been frozen.
- Unused Pens may be used until the expiration date printed on the label, if kept in the refrigerator.

**Pen in use:**

- Store the Pen you are currently using in the refrigerator between 36°F to 46°F (2°C to 8°C) or keep at room temperature below 86°F (30°C).

**This label may not be the latest approved by FDA.**  
**For current labeling information, please visit <https://www.fda.gov/drugsatfda>**

- Keep TRESIBA away from heat or light.
- The TRESIBA FlexTouch Pen you are using should be thrown away after 56 days if it is refrigerated or kept at room temperature, even if it still has insulin left in it and the expiration date has not passed.

**General Information about the safe and effective use of TRESIBA.**

- **Keep TRESIBA FlexTouch Pens and needles out of the reach of children.**
- **Always** use a new needle for each injection.
- **Do not** share TRESIBA FlexTouch Pens or needles with other people. You may give other people a serious infection, or get a serious infection from them.

This Instructions for Use has been approved by the U.S. Food and Drug Administration.

**Manufactured by:**

Novo Nordisk A/S  
DK-2880 Bagsvaerd, Denmark

**Revised: 12/2016**



For more information go to [www.TRESIBA.com](http://www.TRESIBA.com)

© 2015-2016 Novo Nordisk



## Instructions for Use

### TRESIBA<sup>®</sup> (tre-SI-bah) FlexTouch<sup>®</sup> Pen 200 units/mL

(insulin degludec injection)

- **Do not share your TRESIBA FlexTouch Pen with other people, even if the needle is changed. You may give other people a serious infection, or get a serious infection from them.**
- **TRESIBA FlexTouch Pen 200 units/mL (“Pen”) is a prefilled disposable pen** containing 600 units of TRESIBA (insulin degludec injection) 200 units/mL insulin. You can inject from 2 to 160 units in a single injection. The units can be increased by 2 units at a time.
- **This Pen is not recommended for use by the blind or visually impaired without the assistance of a person trained in the proper use of the product.**

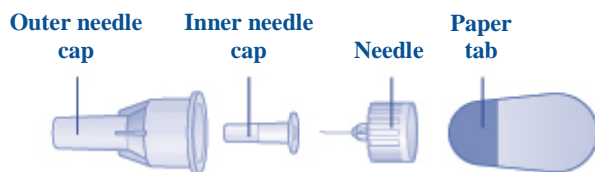
#### Supplies you will need to give your TRESIBA injection:

- TRESIBA FlexTouch Pen
- a new NovoFine or NovoTwist needle
- alcohol swab
- a sharps container for throwing away used Pens and needles. **See “After your injection” at the end of these instructions.**

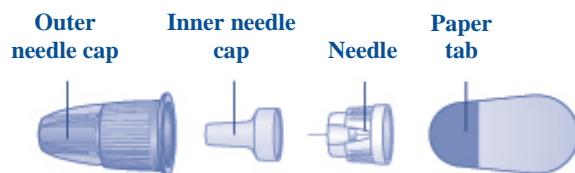
#### Preparing your TRESIBA FlexTouch Pen:

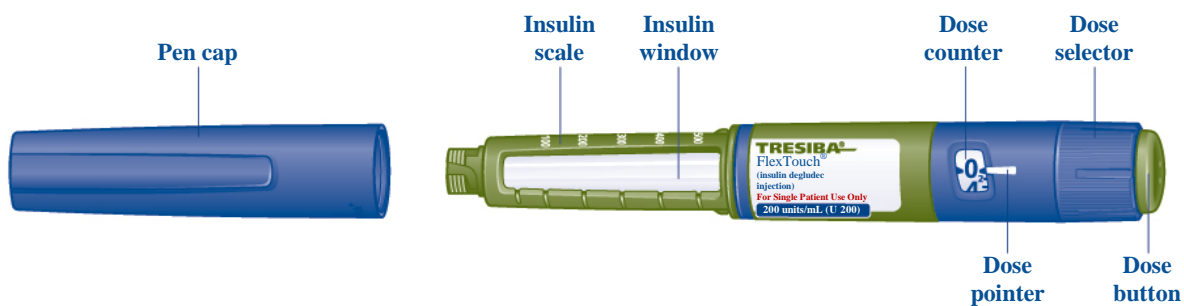
- Wash your hands with soap and water.
- **Before you start to prepare your injection, check the TRESIBA FlexTouch Pen label to make sure you are taking the right type of insulin. This is especially important if you take more than 1 type of insulin.**
- TRESIBA should look clear and colorless. **Do not** use TRESIBA if it is cloudy or colored.
- **Do not** use TRESIBA past the expiration date printed on the label or 56 days after you start using the Pen.
- **Always use a new needle for each injection to help ensure sterility and prevent blocked needles. Do not reuse or share needles with another person. You may give other people a serious infection, or get a serious infection from them.**

#### NovoFine<sup>®</sup>



#### NovoTwist<sup>®</sup>

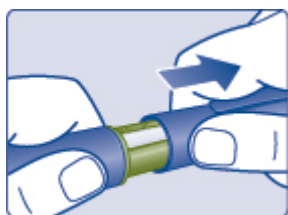




(Figure A)

**Step 1:**

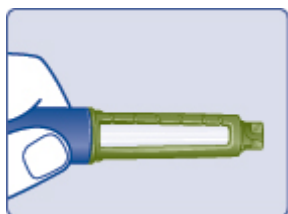
- Pull Pen cap straight off (See Figure B).



(Figure B)

**Step 2:**

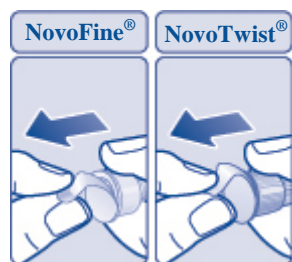
- **Check the liquid in the Pen** (See Figure C). TRESIBA should look clear and colorless. **Do not** use it if it looks cloudy or colored.



(Figure C)

**Step 3:**

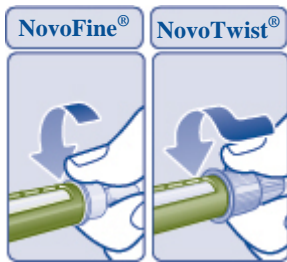
- **Select a new needle.**
- Pull off the paper tab from the outer needle cap (See Figure D).



(Figure D)

**Step 4:**

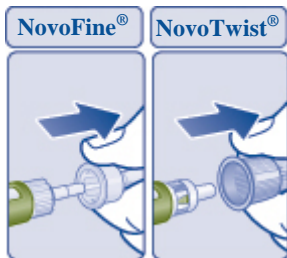
- Push the capped needle straight onto the Pen and twist the needle on until it is tight (See Figure E).



(Figure E)

**Step 5:**

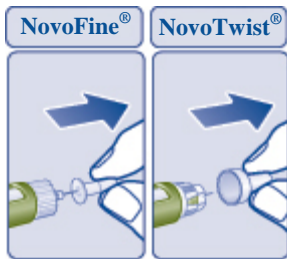
- Pull off the outer needle cap. **Do not** throw it away (See Figure F).



(Figure F)

**Step 6:**

- Pull off the inner needle cap and throw it away (See Figure G).



(Figure G)

**Priming your TRESIBA FlexTouch Pen:**

**Step 7:**

- Turn the dose selector to **select 2 units** (See Figure H).



(Figure H)

**Step 8:**

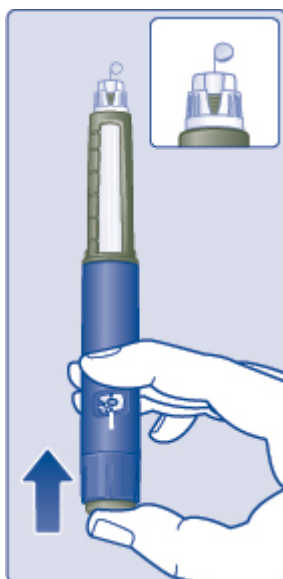
- Hold the Pen with the needle pointing up. Tap the top of the Pen gently a few times to let any air bubbles rise to the top (See Figure I).



(Figure I)

**Step 9:**

- **Hold the Pen with the needle pointing up.** Press and hold in the dose button until the dose counter shows "0". The "0" must line up with the dose pointer.
- A drop of insulin should be seen at the needle tip (See Figure J).
  - If you **do not** see a drop of insulin, repeat steps 7 to 9, no more than 6 times.
  - If you **still do not** see a drop of insulin, change the needle and repeat steps 7 to 9.



(Figure J)

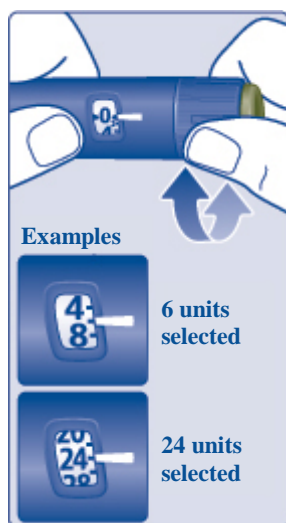
## Selecting your dose:

### Step 10:

TRESIBA FlexTouch Pen 200 units/mL is made to deliver the number of insulin units that your healthcare provider prescribed. **Do not perform any dose conversion.**


#### Check to make sure the dose selector is set at 0.

- **Turn the dose selector to select the number of units you need to inject.** The dose pointer should line up with your dose (See Figure K).
  - If you select the wrong dose, you can turn the dose selector forwards or backwards to the correct dose.
  - Each line on the dial is an even number.



(Figure K)

- The TRESIBA FlexTouch Pen insulin scale will show you how much insulin is left in your Pen (See Figure L).



(Figure L)

- **To see how much insulin is left in your TRESIBA FlexTouch Pen:**

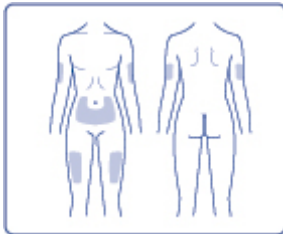
- Turn the dose selector until it stops. The dose counter will line up with the number of units of insulin that is left in your Pen. If the dose counter shows 160, there are **at least 160** units left in your Pen.
- If the dose counter shows **less than 160**, the number shown in the dose counter is the number of units left in your Pen.

#### Giving your injection:

- Inject your TRESIBA exactly as your healthcare provider has shown you. Your healthcare provider should tell you if you need to pinch the skin before injecting.
- TRESIBA can be injected under the skin (subcutaneously) of your upper legs (thighs), upper arms, or stomach area (abdomen).
- Change (rotate) your injection sites within the area you choose for each dose. **Do not** use the same injection site for each injection.

#### Step 11:

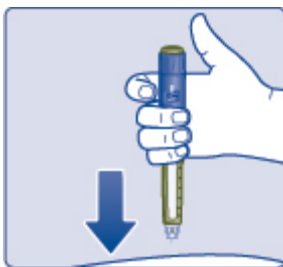
- Choose your injection site and wipe the skin with an alcohol swab (See Figure M). Let the injection site dry before you inject your dose.



(Figure M)

#### Step 12:

- **Insert the needle into your skin** (See Figure N).
  - **Make sure you can see the dose counter.** **Do not** cover it with your fingers, this can stop your injection.



(Figure N)


#### Step 13:

- **Press and hold down the dose button until the dose counter shows “0”** (See Figure O).
  - The “0” must line up with the dose pointer. You may then hear or feel a click.



(Figure O)

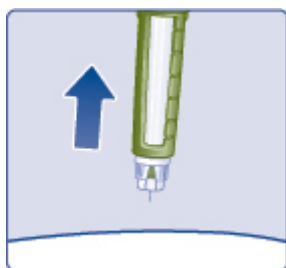
- **Keep the needle in your skin after the dose counter has returned to “0” and slowly count to 6** (See Figure P).
  - **When the dose counter returns to “0”, you will not get your full dose until 6 seconds later.**
  - **If the needle is removed before you count to 6, you may see a stream of insulin coming from the needle tip.**
  - **If you see a stream of insulin coming from the needle tip you will not get your full dose. If this happens you should check your blood sugar levels more often because you may need more insulin.**



(Figure P)

#### Step 14:

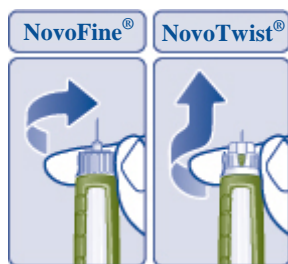
- **Pull the needle out of your skin** (See Figure Q).
  - If you see blood after you take the needle out of your skin, press the injection site lightly with a piece of gauze or an alcohol swab. **Do not** rub the area.



(Figure Q)

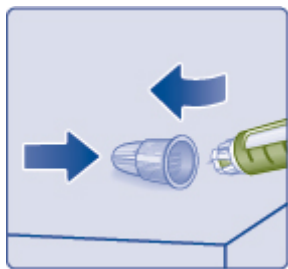
#### Step 15:

- **Carefully remove the needle from the Pen and throw it away** (See Figure R).
  - **Do not** recap the needle. Recapping the needle can lead to needle stick injury.



(Figure R)

- If you **do not** have a sharps container, carefully slip the needle into the outer needle cap (See Figure S). Safely remove the needle and throw it away as soon as you can.

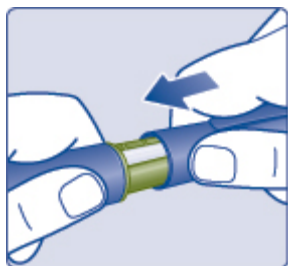


(Figure S)

- **Do not** store the Pen with the needle attached. Storing without the needle attached helps prevent leaking, blocking of the needle, and air from entering the Pen.

#### Step 16:

- Replace the Pen cap by pushing it straight on (See Figure T).



(Figure T)

#### After your injection:

- Put your used TRESIBA FlexTouch Pen and needles in a FDA-cleared sharps disposal container right away after use. Do not throw away (dispose of) loose needles and Pens in your household trash.
- If you do not have a FDA-cleared sharps disposal container, you may use a household container that is:
  - made of a heavy-duty plastic
  - can be closed with a tight-fitting, puncture-resistant lid, without sharps being able to come out
  - upright and stable during use
  - leak-resistant

- properly labeled to warn of hazardous waste inside the container
- When your sharps disposal container is almost full, you will need to follow your community guidelines for the right way to dispose of your sharps disposal container. There may be state or local laws about how you should throw away used needles and syringes. Do not reuse or share needles or syringes with another person. For more information about the safe sharps disposal, and for specific information about sharps disposal in the state that you live in, go to the FDA's website at: <http://www.fda.gov/safesharpsdisposal>.
- Do not dispose of your used sharps disposal container in your household trash unless your community guidelines permit this. Do not recycle your used sharps disposal container.

### **How should I store my TRESIBA FlexTouch Pen?**

#### **Before use:**

- Store unused TRESIBA FlexTouch Pens in the refrigerator at 36°F to 46°F (2°C to 8°C).
- **Do not** freeze TRESIBA. **Do not** use TRESIBA if it has been frozen.
- Unused Pens may be used until the expiration date printed on the label, if kept in the refrigerator.

#### **Pen in use:**

- Store the Pen you are currently using in the refrigerator between 36°F to 46°F (2°C to 8°C) or keep at room temperature below 86°F (30°C).
- Keep TRESIBA away from heat or light.
- The TRESIBA FlexTouch Pen you are using should be thrown away after 56 days if it is refrigerated or kept at room temperature, even if it still has insulin left in it and the expiration date has not passed.

#### **General Information about the safe and effective use of TRESIBA.**

- **Keep TRESIBA FlexTouch Pens and needles out of the reach of children.**
- **Always** use a new needle for each injection.
- **Do not** share TRESIBA FlexTouch Pens or needles with other people. You may give other people a serious infection, or get a serious infection from them.

This Instructions for Use has been approved by the U.S. Food and Drug Administration.

#### **Manufactured by:**

Novo Nordisk A/S  
DK-2880 Bagsvaerd, Denmark

**Revised: 12/2016**



For more information go to [www.TRESIBA.com](http://www.TRESIBA.com)

© 2015-2016 Novo Nordisk

**TRESIBA<sup>®</sup>**

FlexTouch<sup>®</sup>  
200 units/mL

Read before first use

